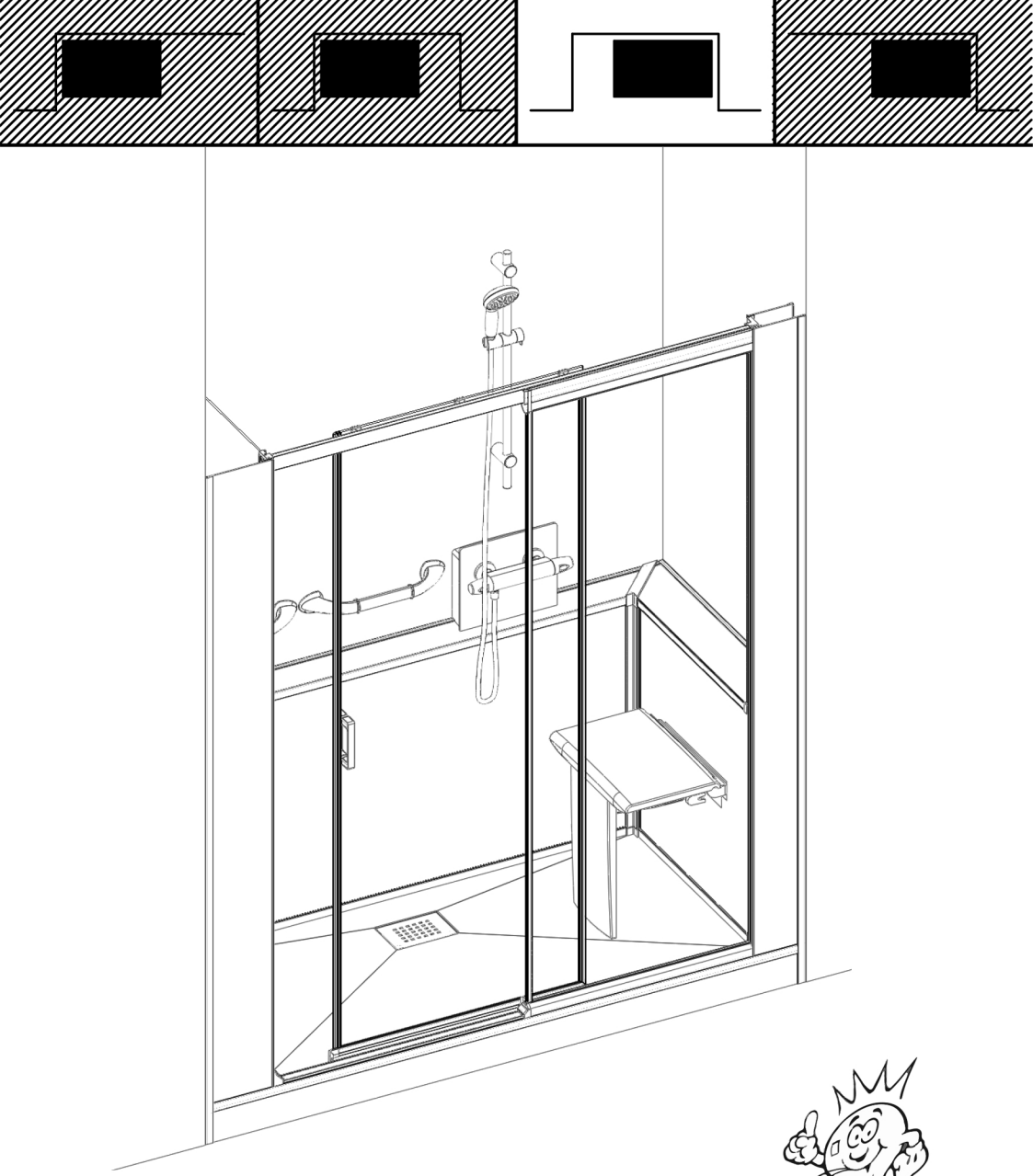

0

GIR1178ND-D

F Position de la cabine GB Position of the shower cubicle
E Posición de la cabina de ducha I Posizione della cabina doccia
NL Positie van de douchecabine D Position der Duschkabine

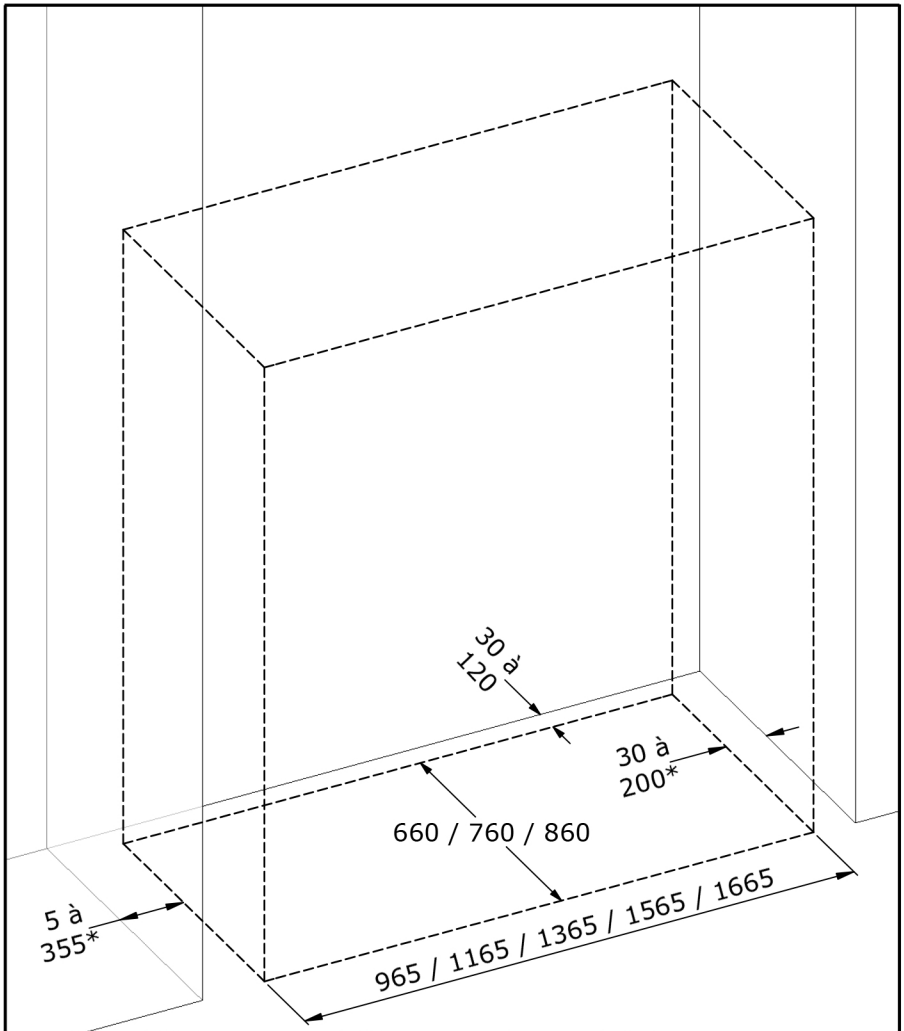

F Cotes en mm GB Dimensions in mm E Cotas en mm
I Quote in mm NL Afmetingen in mm D Maße sind in mm angegeben

* F Côté gauche et droit cumulés ne peuvent excéder 385 mm.
GB Left and right sides summed must not exceed 385 mm.
E Las cuotas agregadas izquierda y derecha no pueden superar 385 mm.
I Sinistra e destra combinati non possono superare 385 mm.
NL De linker- en rechterzijde mogen samen niet groter zijn dan 385 mm.
D Links und rechts dürfen es zusammen nicht mehr als 385 mm sein.

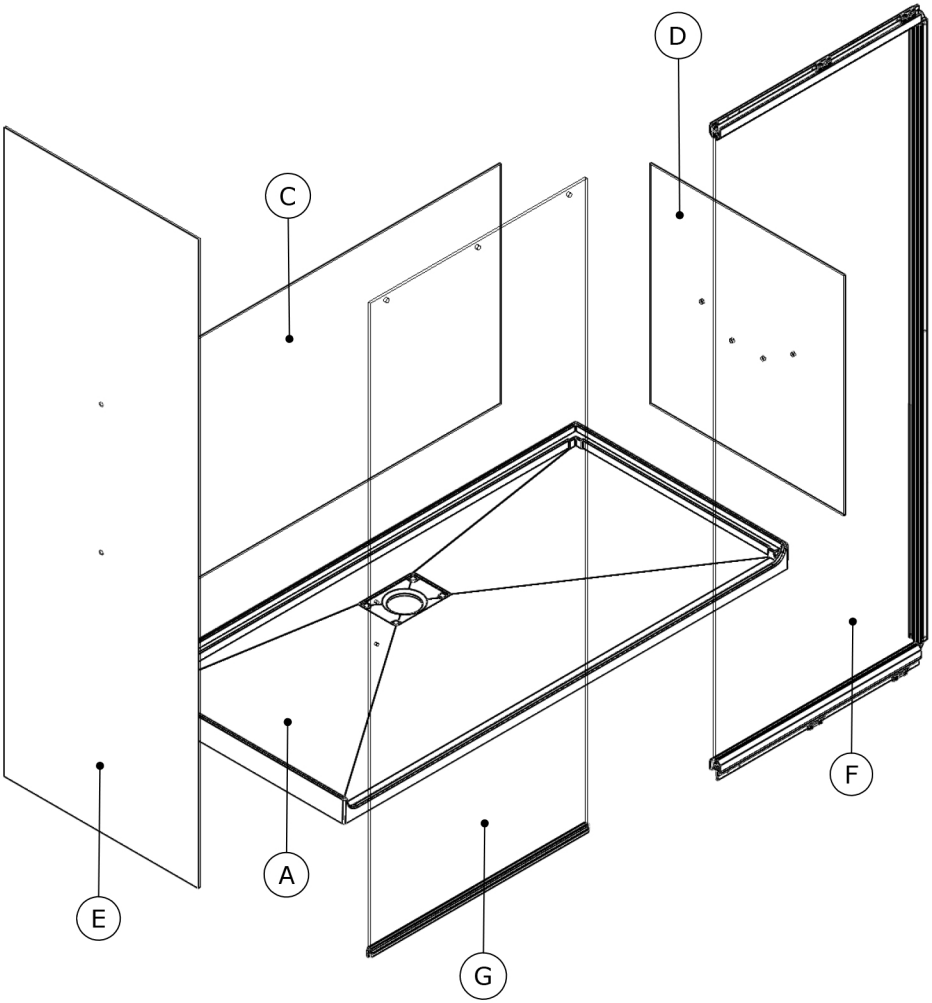
D
C
F
A
E
G

CODE COLIS (Voir repères en page 4)
PACKAGE CODES (See marks on page 4)
REF. BULTOS (Ver pg. 4 para listado de bultos)
CODE SET (zie blz. 4)
Codering verpakking (zie omschrijving op pagina 4)
PAKETCODES (siehe Kennzeichnungen auf Seite 4)

REP	VERSION	100 x 70	100 x 80	100 x 90	120 x 70	120 x 80	120 x 90	140 x 70	140 x 80	140 x 90	160 x 70	160 x 80	160 x 90	170 x 70	170 x 80	170 x 90
A		REC561	REC562	REC563	REC564	REC565	REC566	REC567	REC568	REC569	REC570	REC571	REC572	REC573	REC574	REC575
C		C11422E			C11423E			C11424E			C11425E			C11426E		
D		C11450E	C11451E	C11452E	C11450E	C11451E	C11452E	C11450E	C11451E	C11452E	C11450E	C11451E	C11452E	C11450E	C11451E	C11452E
E		C11354E	C11355E	C11356E	C11354E	C11355E	C11356E	C11354E	C11355E	C11356E	C11354E	C11355E	C11356E	C11354E	C11355E	C11356E
F	SER	C11374E			C11375E			C11376E			C11377E			C11378E		
	TN	C11369E			C11370E			C11371E			C11372E			C11373E		
G	SER	C11394E			C11395E			C11396E			C11397E			C11398E		
	TN	C11389E			C11390E			C119391E			C11392E			C11393E		

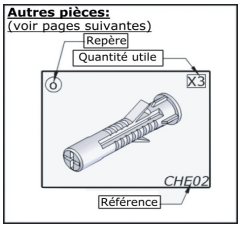

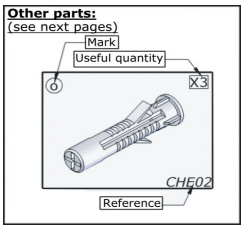

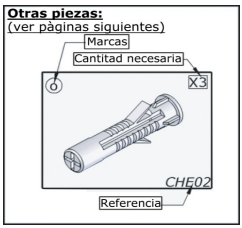

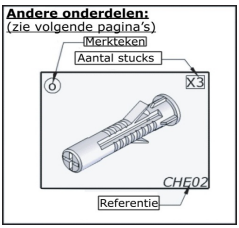

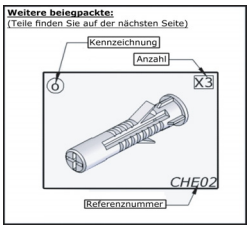

0

SK
Montage gauche Left hand
Montaje a la izquierda
Montaggio a sinistra
Montage links Montage links
x1

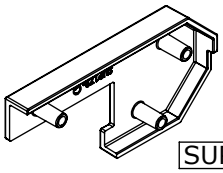

SUP172

SL
Montage droite Right hand
Montaje a la derecha
Montaggio a destra
Montage rechts Montage rechts
x1

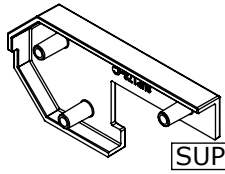

SUP173

PS
x1

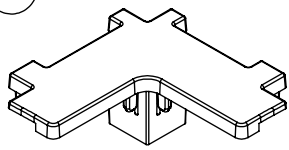

PPL1116

SC
Montage gauche Left hand
Montaje a la izquierda
Montaggio a sinistra
Montage links Montage links
x1

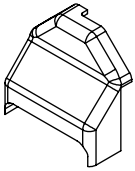

SUP164

SD
Montage droite Right hand
Montaje a la derecha
Montaggio a destra
Montage rechts Montage rechts
x1

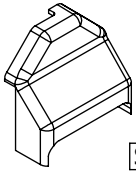

SUP165

PAT
x1

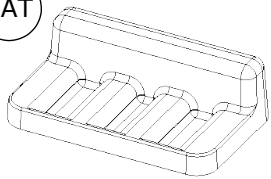

PPL1141

PG
Montage gauche Left hand
Montaje a la izquierda
Montaggio a sinistra
Montage links Montage links
x1

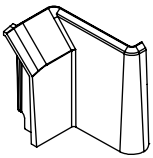

PPL1102

PH
Montage droite Right hand
Montaje a la derecha
Montaggio a destra
Montage rechts Montage rechts
x1

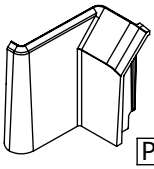

PPL1103

PAS
x1

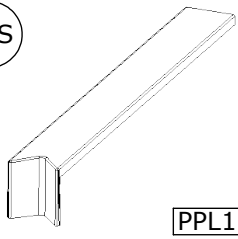

PPL1140

PAB
Montage gauche Left hand
Montaje a la izquierda
Montaggio a sinistra
Montage links Montage links
x1

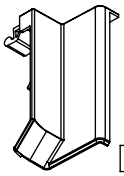

PPL1134

PAC
Montage droite Right hand
Montaje a la derecha
Montaggio a destra
Montage rechts Montage rechts
x1

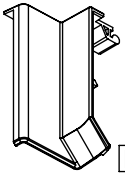

PPL1135

PAO
x1

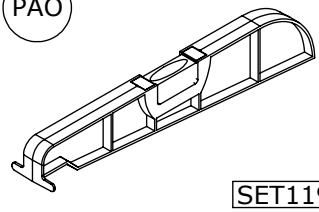

SET119

QG
x1

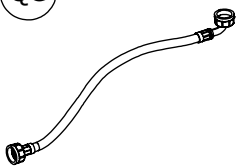

TUY60

QH
x1

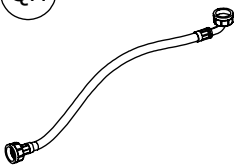

TUY61

KB
KIT121
x1

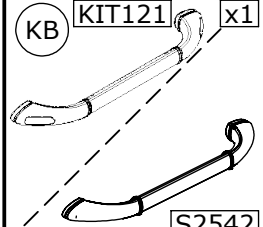

S2542

KC
KIT122
x2

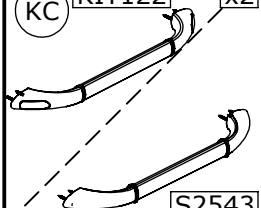

S2543

1

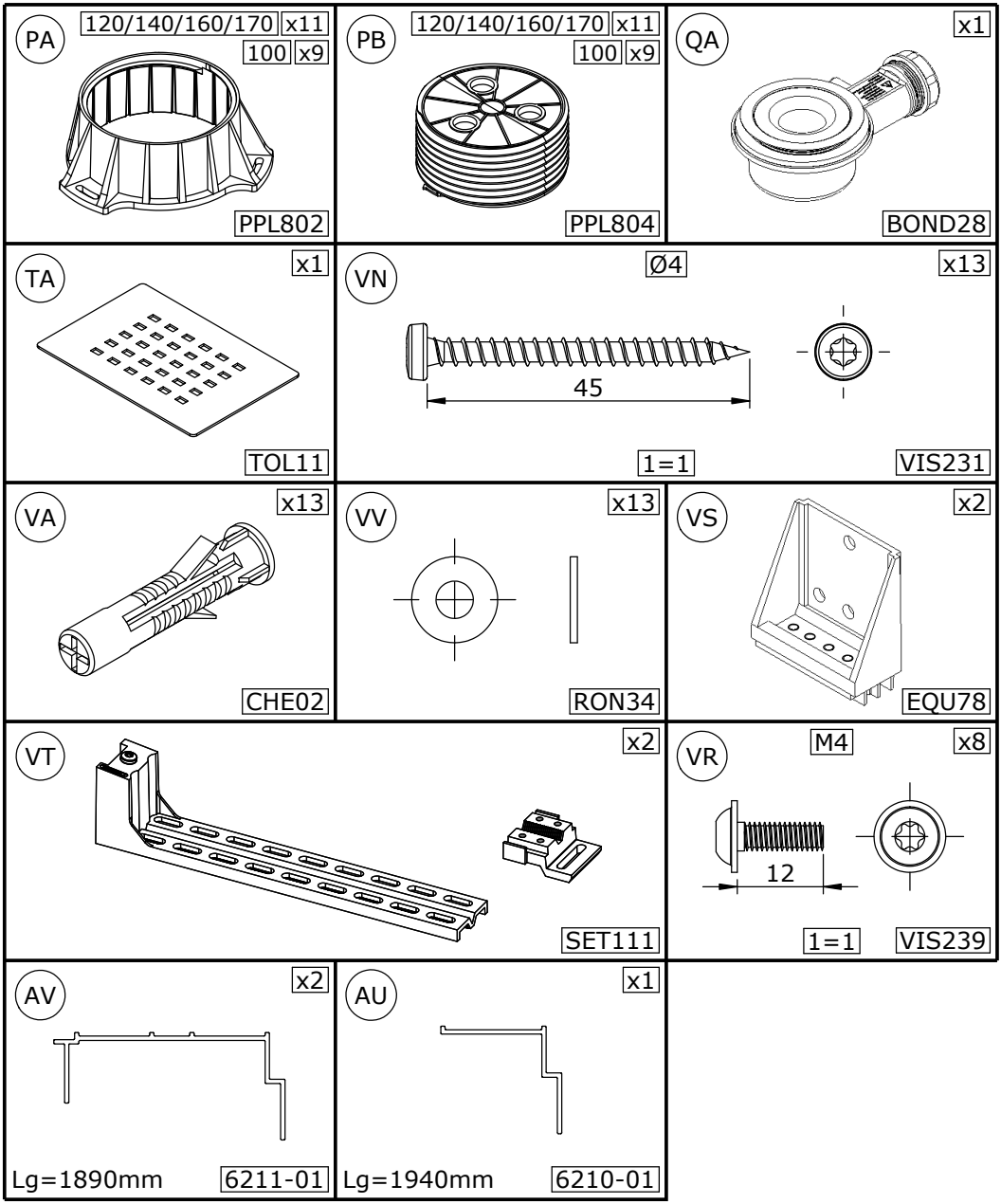
PA
120/140/160/170
x11
100
x9
PPL802
PB
120/140/160/170
x11
100
x9
PPL804
QA
x1
BOND28
TA
x1
TOL11
VN
Ø4
x13
45
1=1
VIS231
VA
x13
CHE02
VV
x13
RON34
VS
x2
EQU78
VT
x2
SET111
VR
M4
x8
12
1=1
VIS239
AV
x2
Lg=1890mm
6211-01
AU
x1
Lg=1940mm
6210-01

2

PAA x4 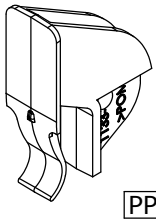 PPL1133	VN Ø4 x5 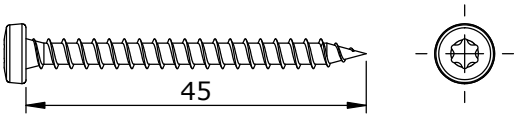 1=1 VIS231	
VA x5 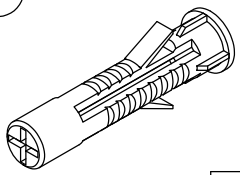 CHE02	VV x5 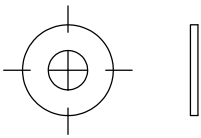 RON34	PM x1 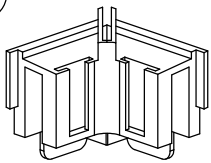 PPL1108
TF x3 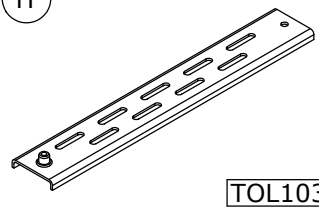 TOL103	TH x2 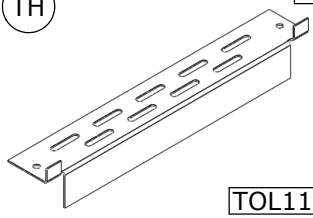 TOL113	VQ Ø4.2 x10 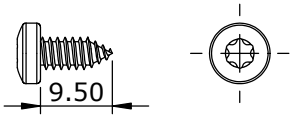 1=1 VIS238
AA x1 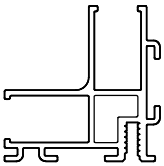 Lg=1972mm 6189-01	AA x1 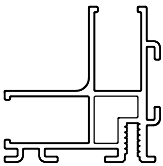 Lg=711mm 6189-02	JG x1  Lg=1971mm P101
AS x1 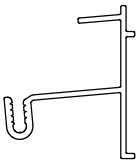 Lg=1765mm 6209-13	AT x1 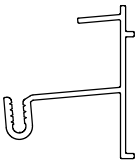 Lg=900mm 6209-14	JK x4  Lg=709mm P108

AK

x1

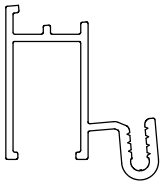

6200	
F Largeur GB Width E Ancho I Larghezza NL Breedte D Breite	
70	Lg=541mm
80	Lg=641mm
90	Lg=741mm

AY

x1

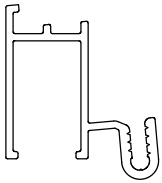

6200	
F Longueur GB Length E Largo I Lunghezza NL Lengte D Länge	
100	Lg=855mm
120	Lg=1053mm
140	Lg=1253mm
160	Lg=1453mm
170	Lg=1553mm

JL

x1



PFL77	
F Largeur GB Width E Ancho I Larghezza NL Breedte D Breite	
70	Lg=539mm
80	Lg=639mm
90	Lg=739mm

JM

x1



PFL77	
F Longueur GB Length E Largo I Lunghezza NL Lengte D Länge	
100	Lg=853mm
120	Lg=1051mm
140	Lg=1251mm
160	Lg=1451mm
170	Lg=1551mm

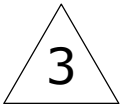
3

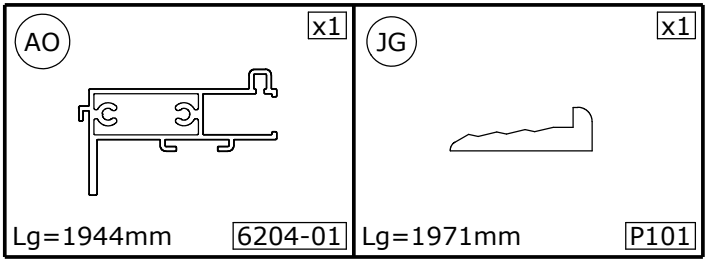
AO
x1
Lg=1944mm
6204-01
JG
x1
Lg=1971mm
P101

4

SA x1
Montage gauche Left hand
Montaje a la izquierda
Montaggio a sinistra
Montage links Montage links

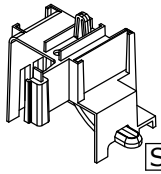

SET107

SB x1
Montage droite Right hand
Montaje a la derecha
Montaggio a destra
Montage rechts Montage rechts

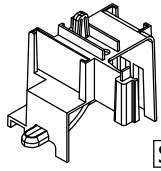

SET108

VM Ø3.5 x8

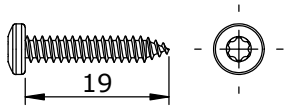

1=1 VIS215

PI x1
Montage gauche Left hand
Montaje a la izquierda
Montaggio a sinistra
Montage links Montage links

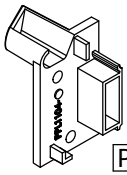

PPL1104

PJ x1
Montage droite Right hand
Montaje a la derecha
Montaggio a destra
Montage rechts Montage rechts

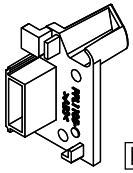

PPL1105

PAA x1

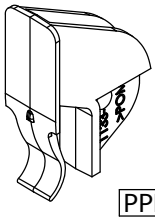

PPL1133

SI x1
Montage gauche Left hand
Montaje a la izquierda
Montaggio a sinistra
Montage links Montage links

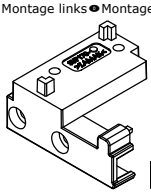

SUP170

SJ x1
Montage droite Right hand
Montaje a la derecha
Montaggio a destra
Montage rechts Montage rechts

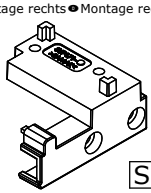

SUP171

JG x1



Lg=1971mm P101

PK x1
Montage gauche Left hand
Montaje a la izquierda
Montaggio a sinistra
Montage links Montage links

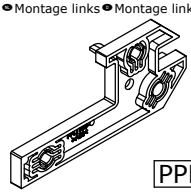

PPL1106

PL x1
Montage droite Right hand
Montaje a la derecha
Montaggio a destra
Montage rechts Montage rechts

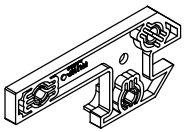

PPL1107

QC x1

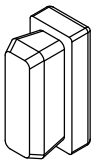

BUT22

VP Ø3.5 x3

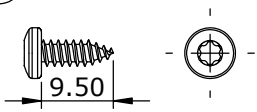

1=1 VIS237

AG

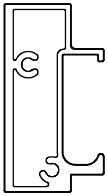

x1

6196	
F Longueur GB Length E Largo I Lunghezza NL Lengte D Länge	
100	Lg=880mm
120	Lg=1080mm
140	Lg=1280mm
160	Lg=1480mm
170	Lg=1580mm

AD

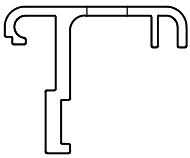

x1

6194	
F Longueur GB Length E Largo I Lunghezza NL Lengte D Länge	
100	Lg=456mm
120	Lg=556mm
140	Lg=656mm
160	Lg=756mm
170	Lg=806mm

AJ

x1

6199	
F Longueur GB Length E Largo I Lunghezza NL Lengte D Länge	
100	Lg=401mm
120	Lg=501mm
140	Lg=601mm
160	Lg=701mm
170	Lg=751mm

AQ

x2

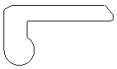

Lg=300mm

6206-01

5

JE x1 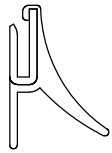 Lg=820mm JOI239	PC x1 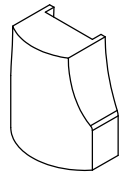 PPL823	JC x1 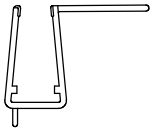 Lg=1882mm J723
PAR x1  PPL1136/1137	JB x1 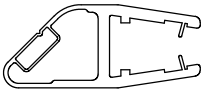 Lg=1959mm AI150	VM Ø3.5 x1 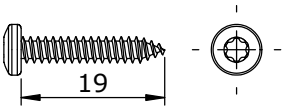 1=1 VIS215
PO x1 Montage gauche Left hand Montaje a la izquierda Montaggio a sinistra Montage links Montage links 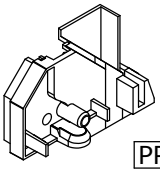 PPL1110	PP x1 Montage droite Right hand Montaje a la derecha Montaggio a destra Montage rechts Montage rechts 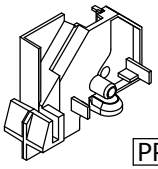 PPL1111	QE x2 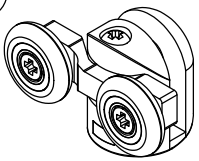 ROU19
JA x1 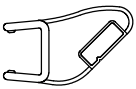 Lg=1975mm AI113	JD x1 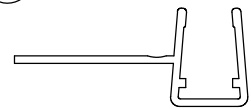 Lg=1894mm J719	QD x1 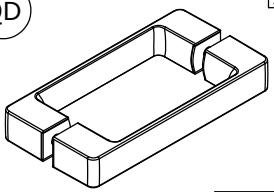 PGN36

6

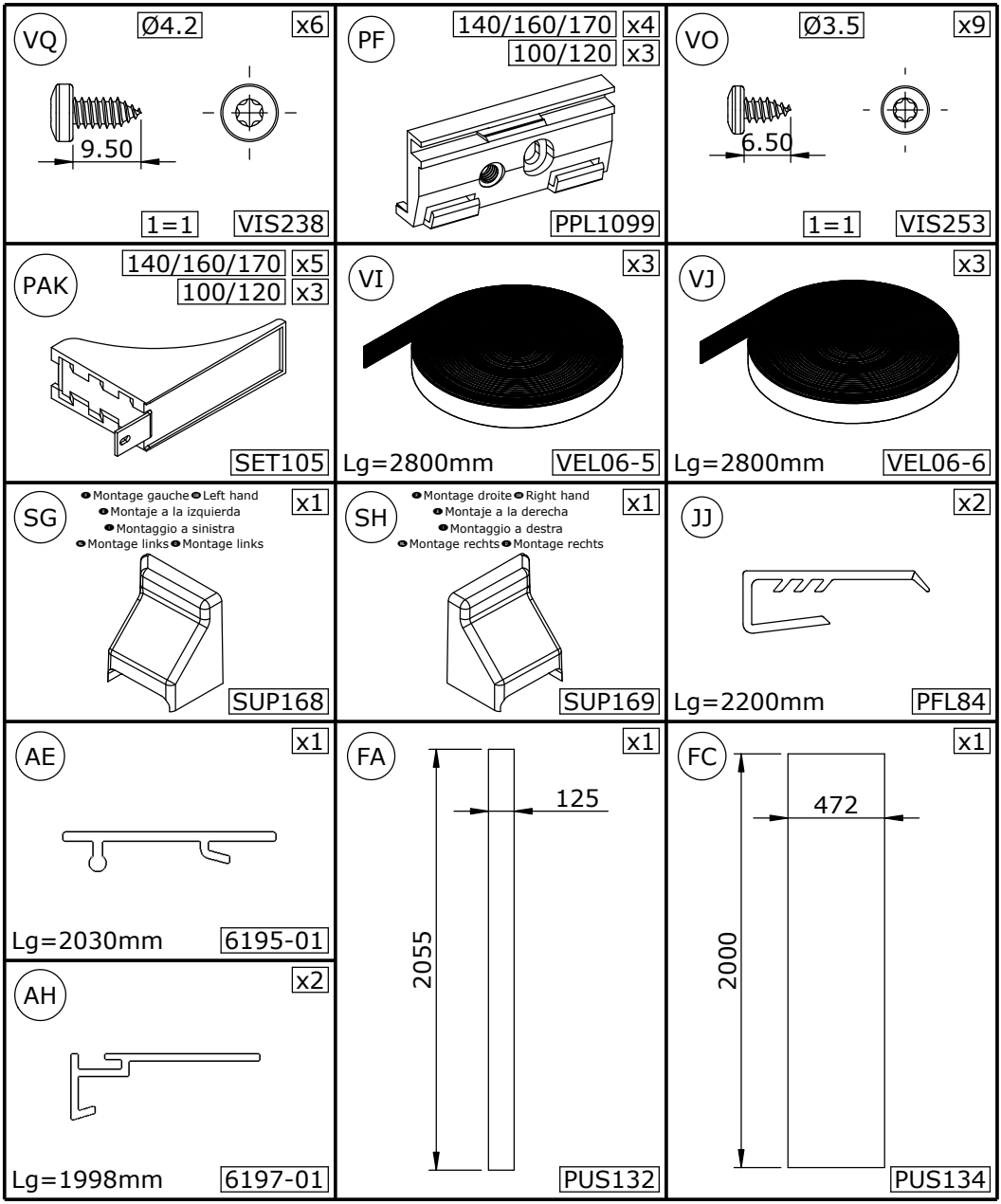
VQ
Ø4.2
x6
9.50
1=1
VIS238
PF
140/160/170
x4
100/120
x3
PPL1099
VO
Ø3.5
x9
6.50
1=1
VIS253
PAK
140/160/170
x5
100/120
x3
SET105
VI
x3
Lg=2800mm
VEL06-5
VJ
x3
Lg=2800mm
VEL06-6
SG
Montage gauche
Left hand
Montaje a la izquierda
Montaggio a sinistra
Montage links
Montage links
x1
SUP168
SH
Montage droite
Right hand
Montaje a la derecha
Montaggio a destra
Montage rechts
Montage rechts
x1
SUP169
JJ
x2
Lg=2200mm
PFL84
AE
x1
Lg=2030mm
6195-01
AH
x2
Lg=1998mm
6197-01
FA
x1
125
2055
PUS132
FC
x1
472
2000
PUS134

7

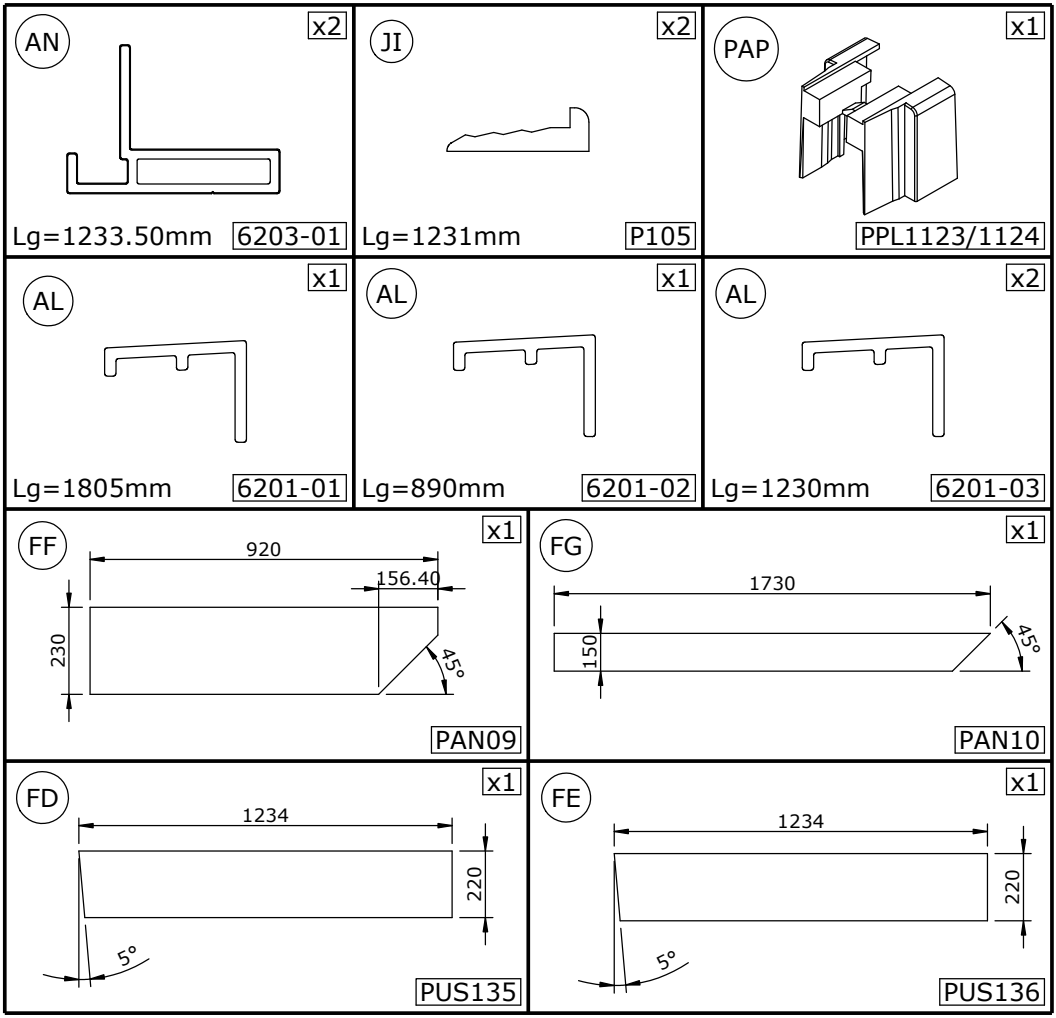
AN
x2
Lg=1233.50mm
6203-01
JI
x2
Lg=1231mm
P105
PAP
x1
PPL1123/1124
AL
x1
Lg=1805mm
6201-01
AL
x1
Lg=890mm
6201-02
AL
x2
Lg=1230mm
6201-03
FF
x1
920
156.40
230
45°
PAN09
FG
x1
1730
150
45°
PAN10
FD
x1
1234
220
5°
PUS135
FE
x1
1234
220
5°
PUS136

8

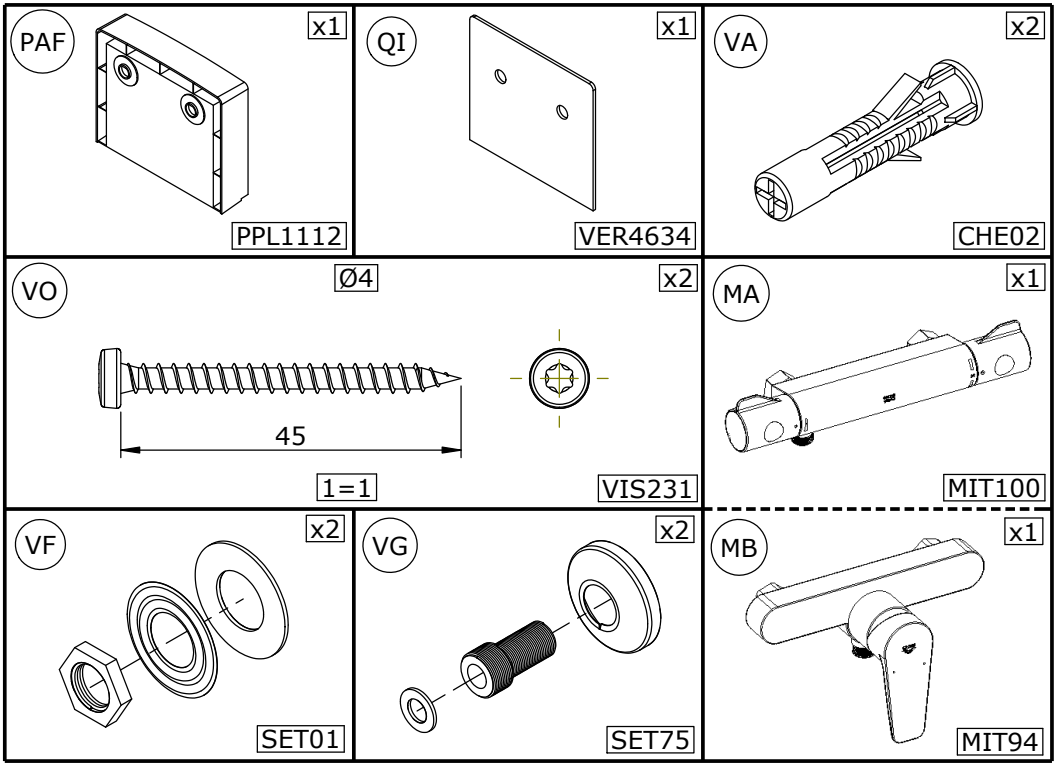

- Les quantités données sont les quantités utiles au montage. les sachets fournis contiennent des pièces supplémentaires.
- The quantities given are what are required for the installation. There may be some surplus in the package provide.
- Las cantidades indicadas son las cantidades necesarias para el montaje. Las bolsitas incluidas contienen piezas suplementarias.
- Le quantità fornite sono le quantità necessarie al montaggio. I sacchetti forniti contengono pezzi supplementari.
- De aangegeven aantallen zijn vereist voor de montage. De verpakking bevat extra onderdelen.
- Die Mengenangaben beziehen sich auf die für die Montage nötigen Teile. Eventuell weitere beigepackte Teile ignorieren.

F Outillage nécessaire GB Tools required E Equipamiento necesario
I Attrezzatura necessaria NL Benodigde gereedschap D Werkzeuge erfoderlich

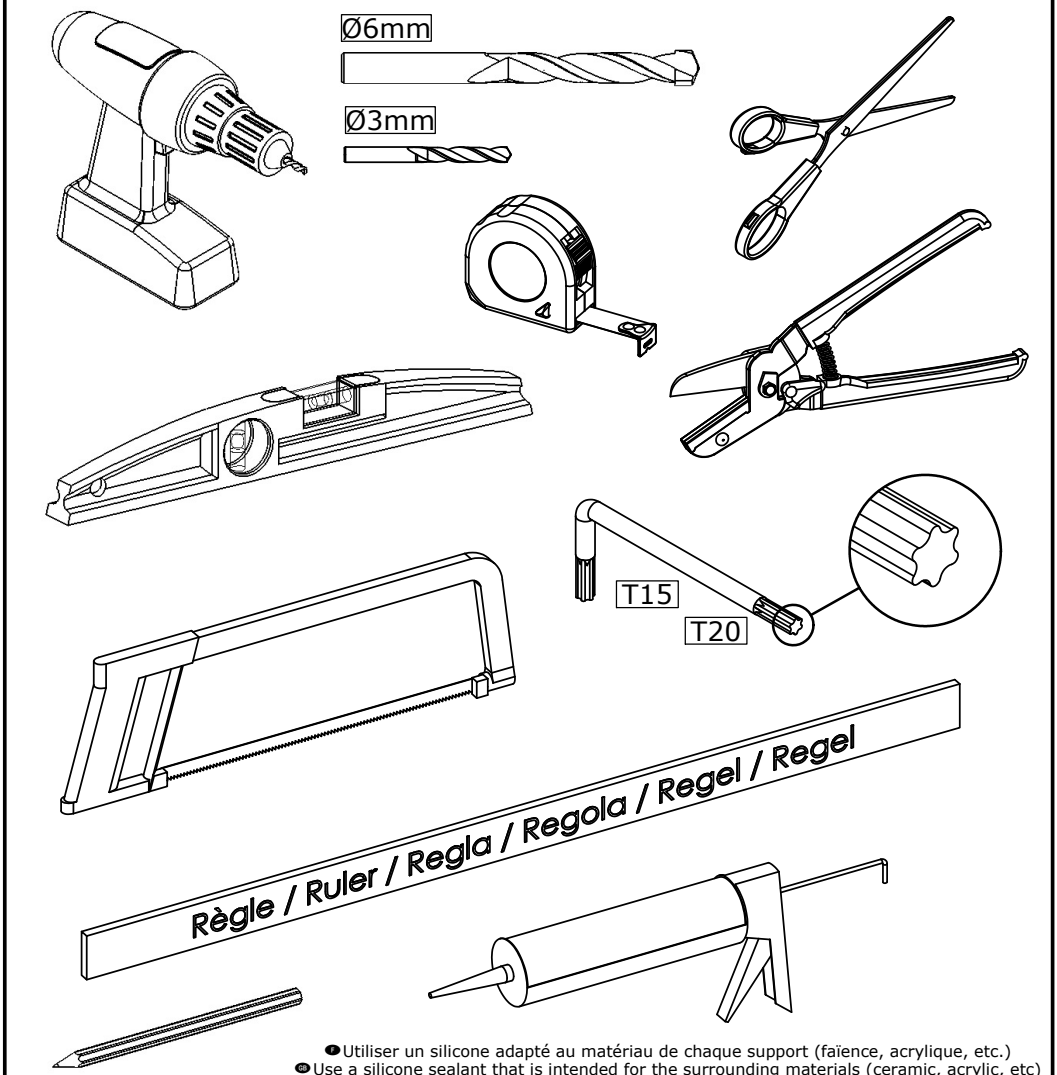

F Utiliser un silicone adapté au matériau de chaque support (faïence, acrylique, etc.)
GB Use a silicone sealant that is intended for the surrounding materials (ceramic, acrylic, etc)
E Usar una silicona adecuada para cada tipo de material (loza, acrílico, etc.)
I Utilizzare un silicone adatto a qualsiasi materiale (ceramica, acrilico, ecc.)
NL Gebruik siliconenkit die geschikt is voor iedere ondergrond (tegelwerk, acryl, etc.)
D Für das jeweilige Trägermaterial (Stein, Acryl usw.) geeignetes Silikon verwenden.

1A

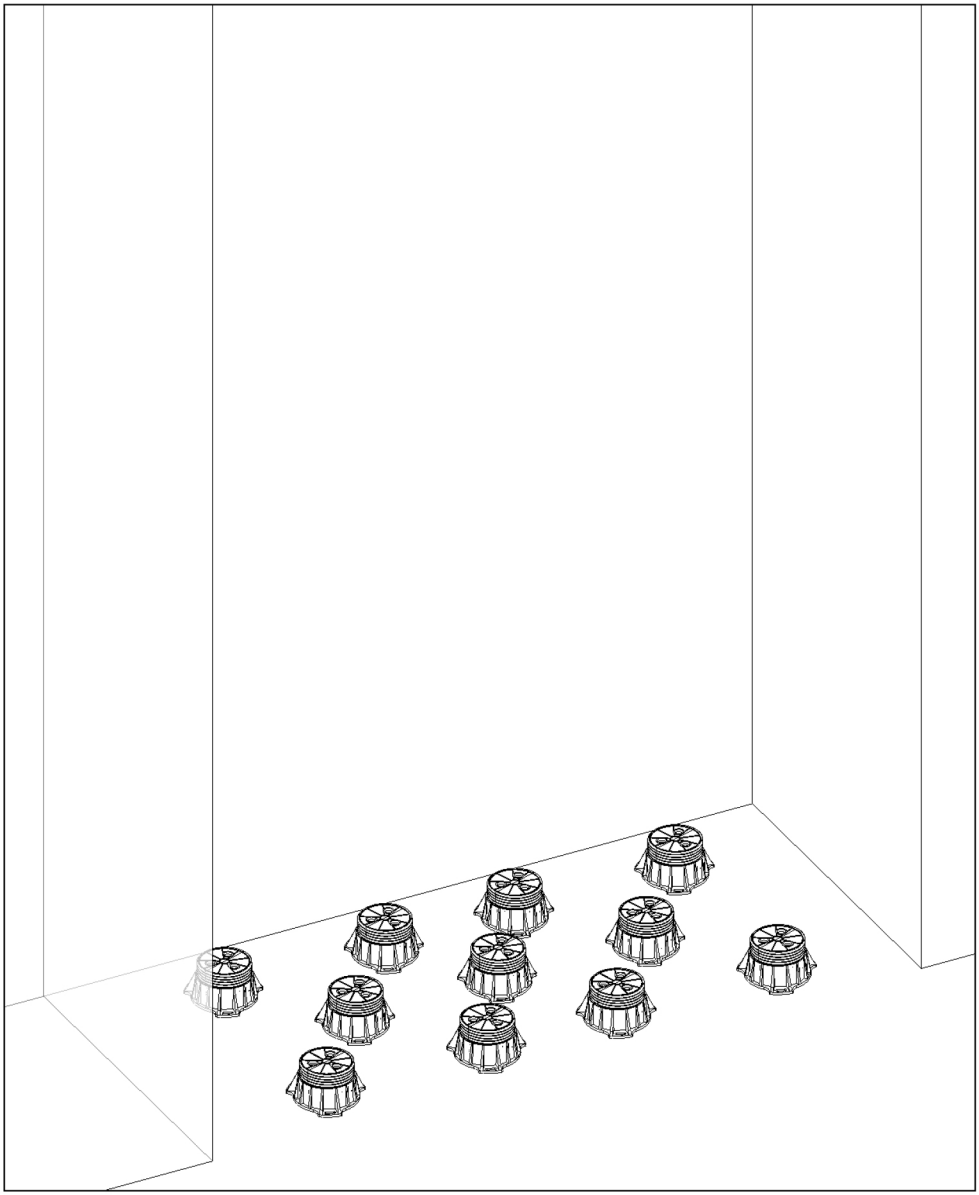

1B

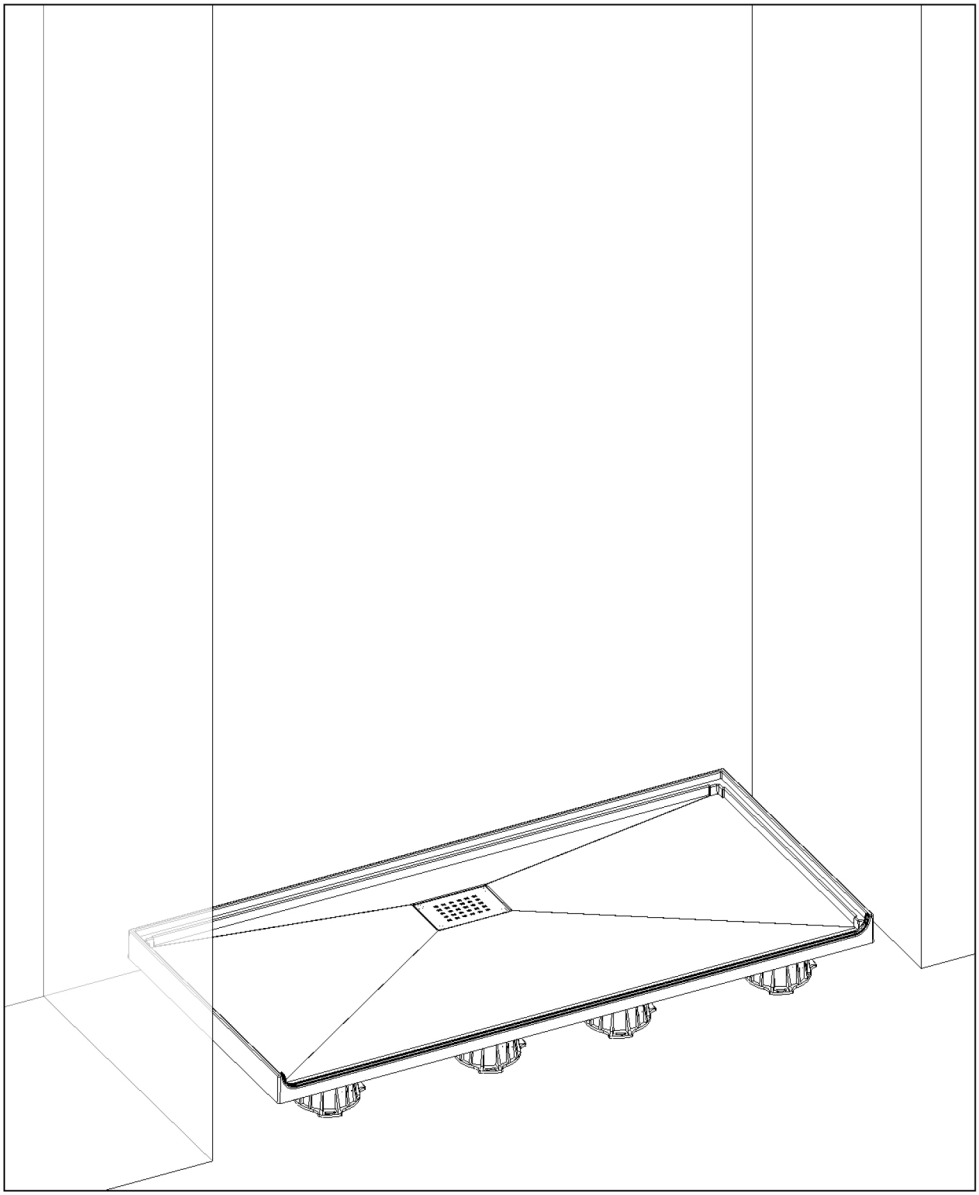

1C

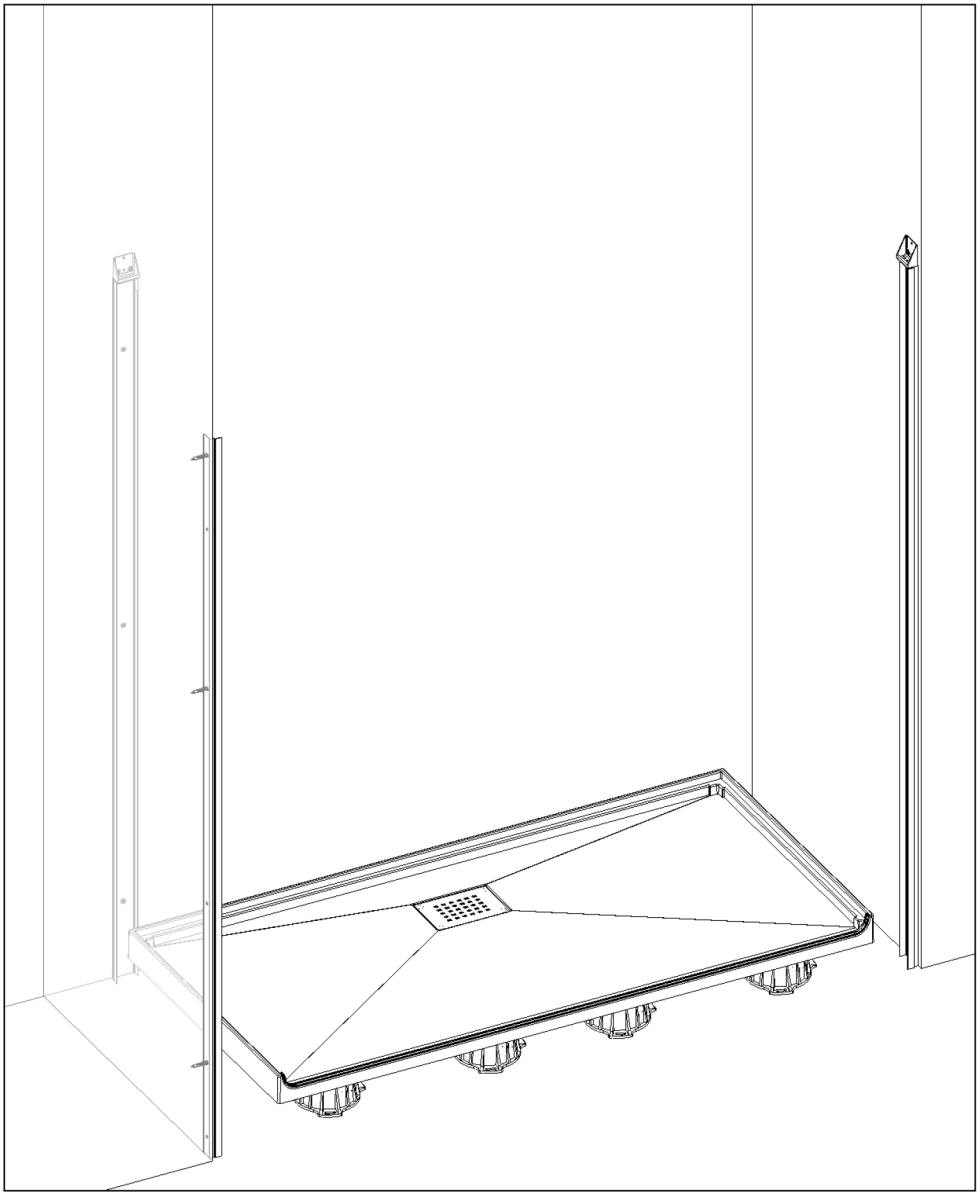

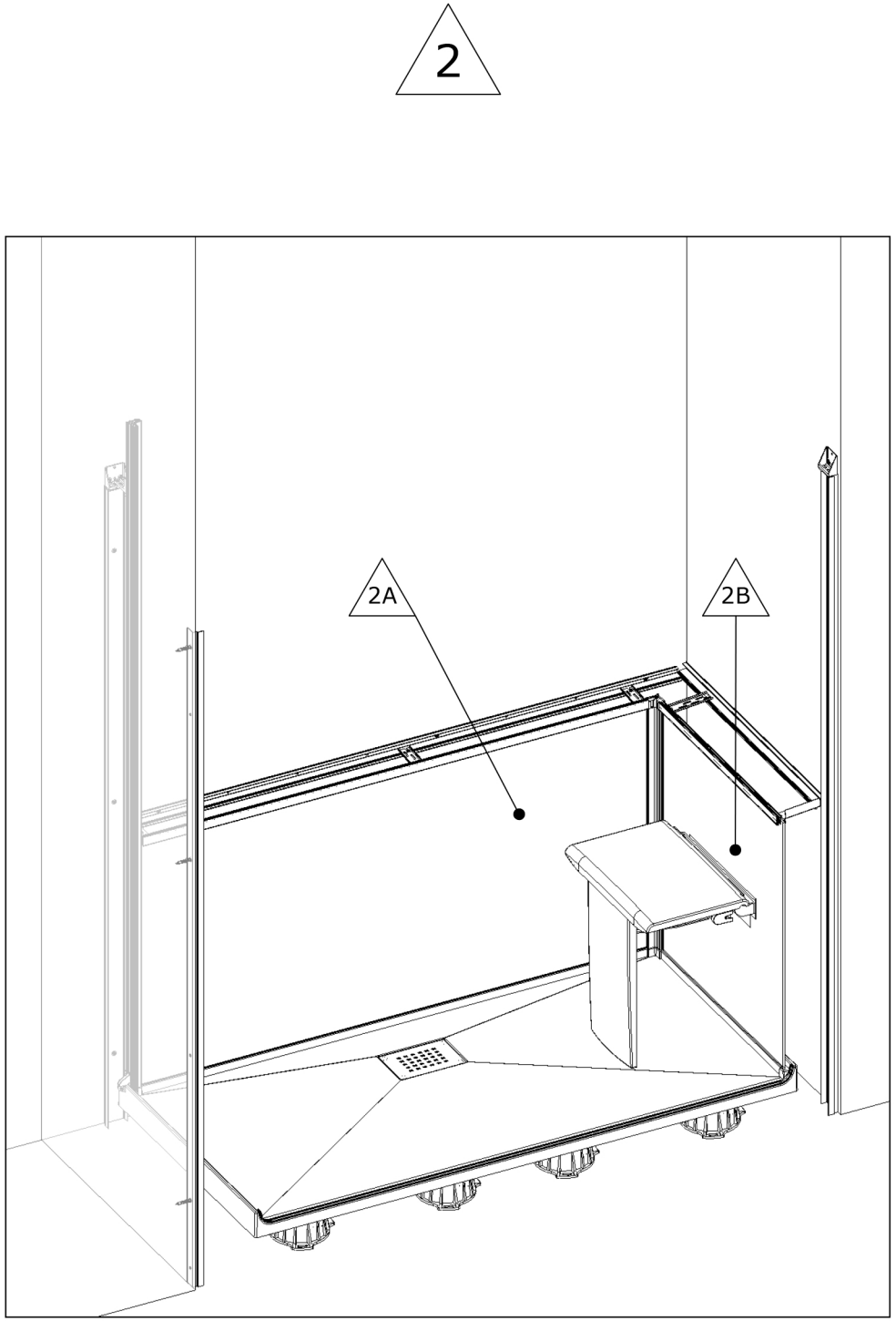
2
2A
2B

3

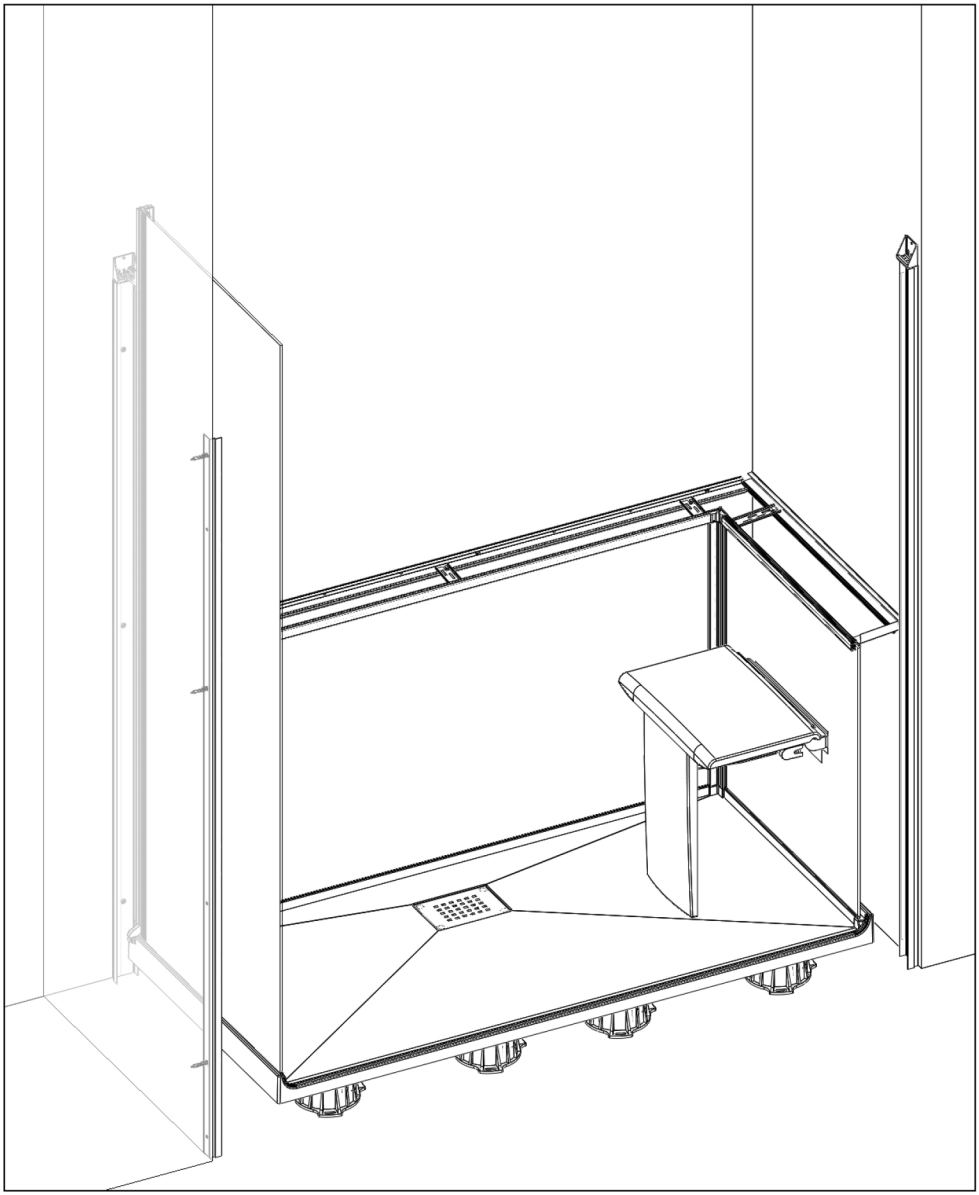

4

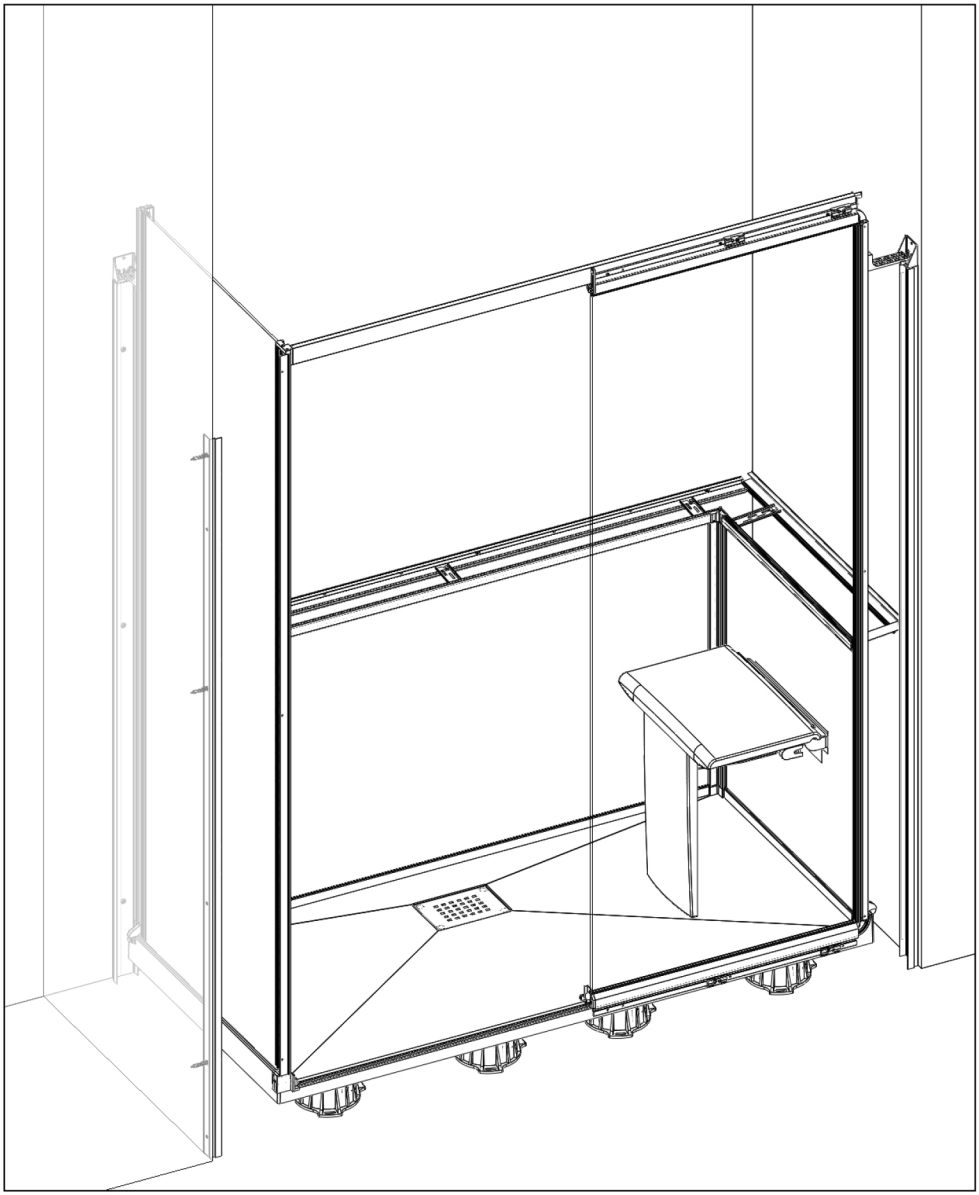

5

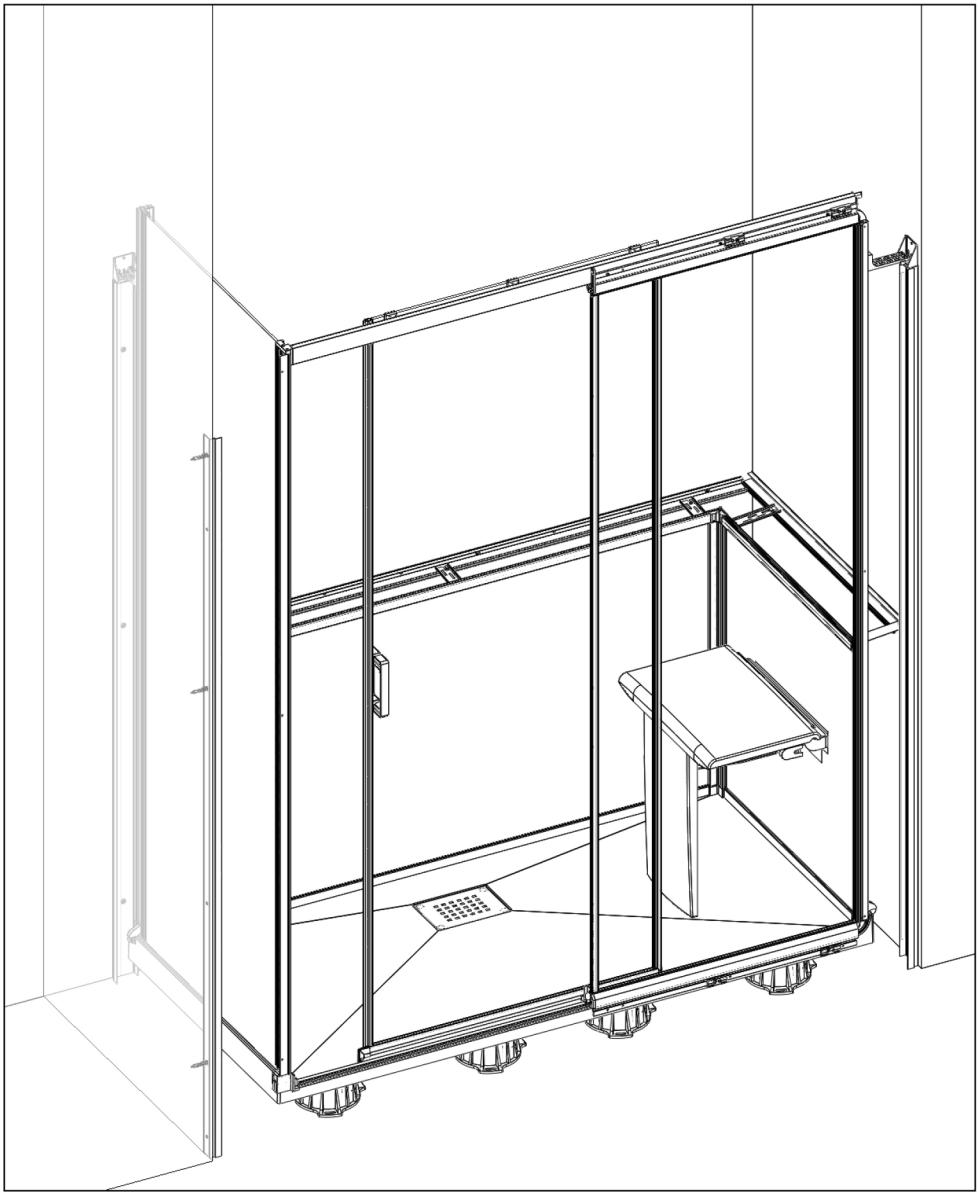

6

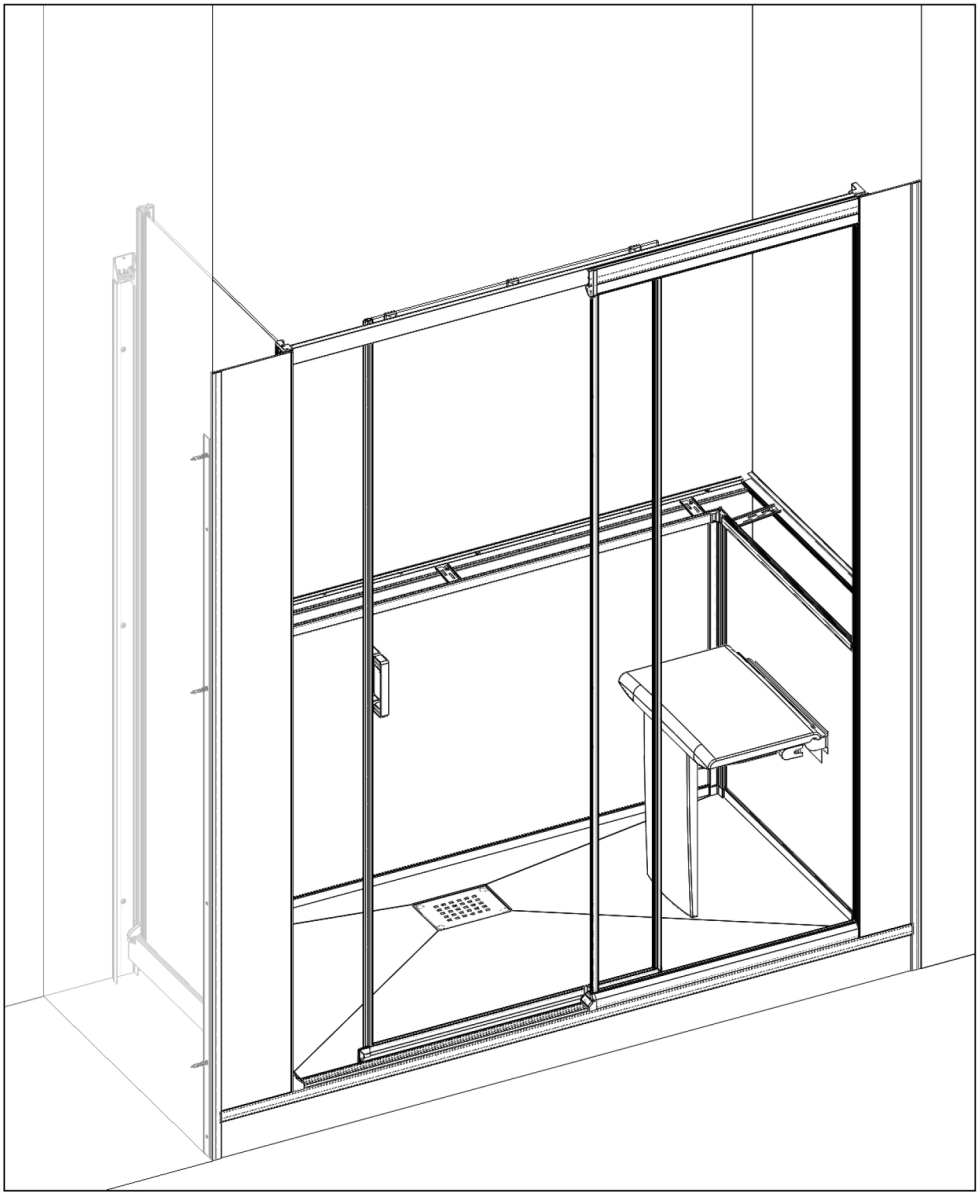

7

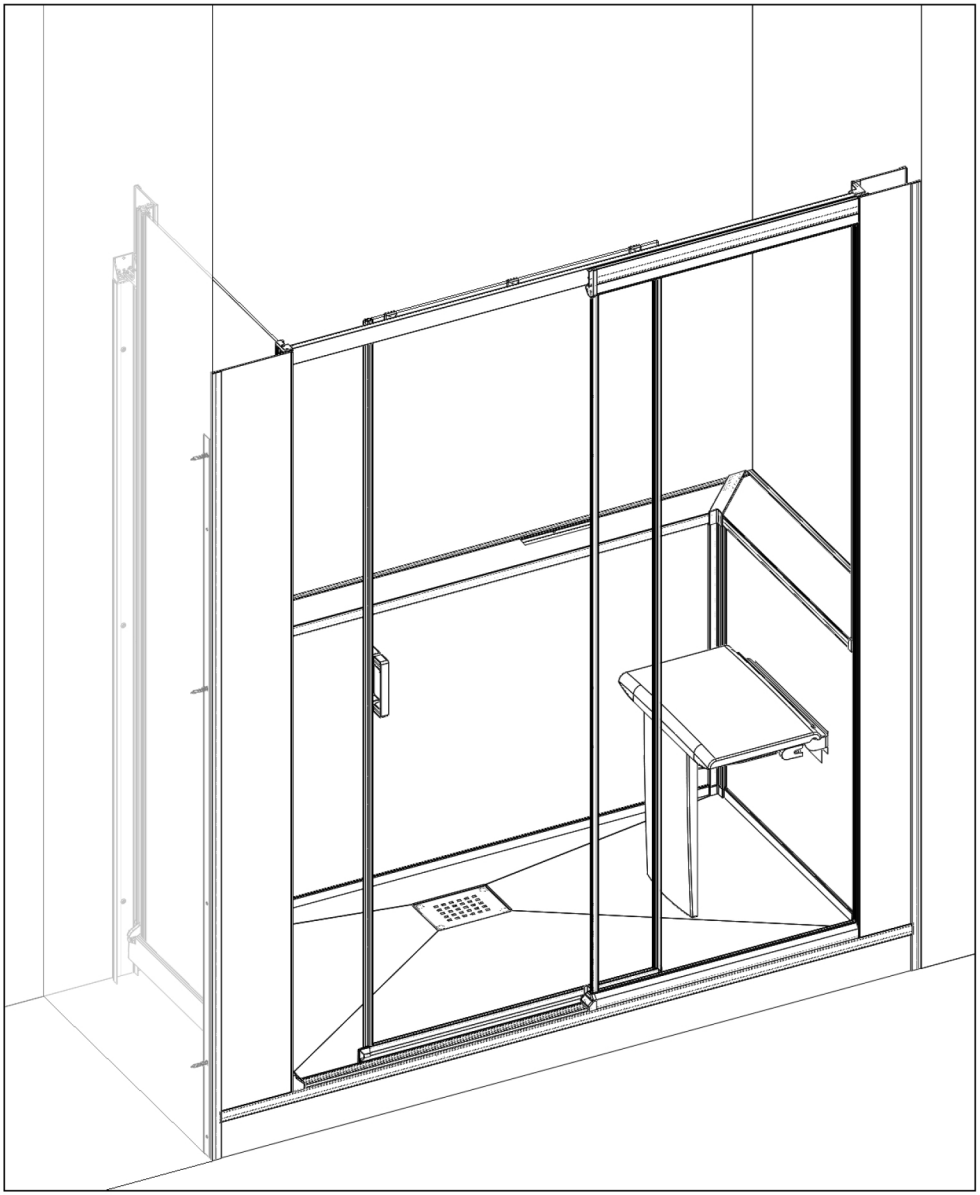

8

F Voir notice concernée GB See installation instructions required
E Ver manual adecuado I Vedere manuale appropriato
NL Zie montage-instructies D Siehe betreffende Anleitung

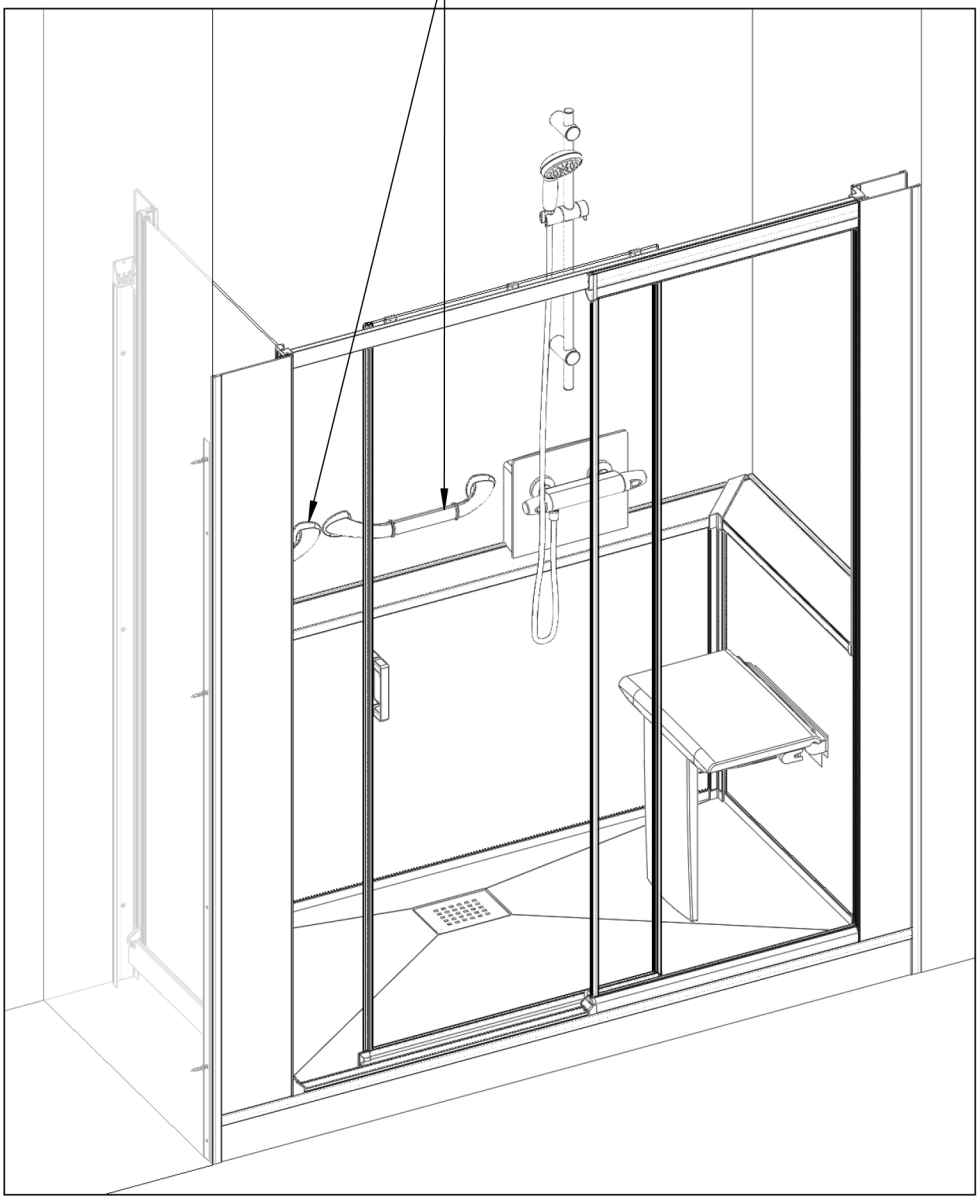

Ⓕ Zone de décaissement pour un montage de receveur sans pieds
Ⓖⓑ Area required for the installation of the tray without feet
Ⓔ Zona rebajada para la instalación del plato sin pies
Ⓘ Zone necessarie per un montaggio del piatto senza piedi
Ⓝⓛ Afloopgebied voor de montage van een douchebak zonder poten
Ⓓ Freier Raum für Montage der Duschwanne ohne Füße

* Ⓕ Côté gauche et droit cumulés ne peuvent excéder 385 mm.
Ⓖⓑ Left and right sides summed must not exceed 385 mm.
Ⓔ Las cuotas agregadas izquierda y derecha no pueden superar 385 mm.
Ⓘ Sinistra e destra combinati non possono superare 385 mm.
Ⓝⓛ De linker- en rechterzijde mogen samen niet groter zijn dan 385 mm.
Ⓓ Links und rechts dürfen es zusammen nicht mehr als 385 mm sein.

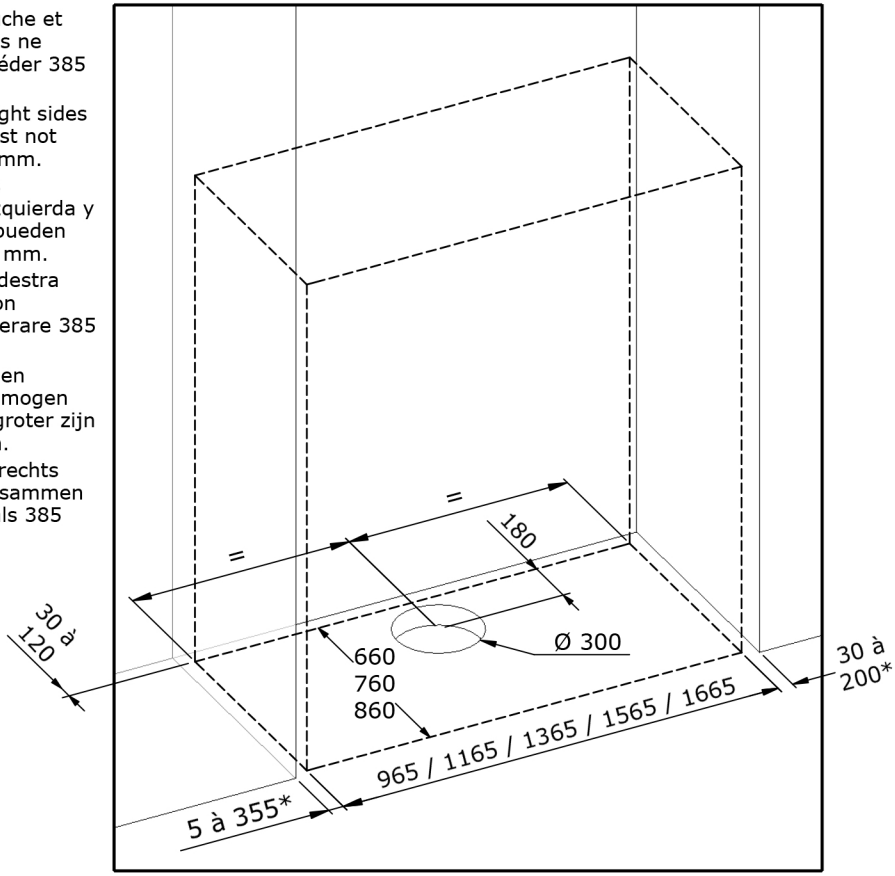

Ⓕ Cotes en mm Ⓖⓑ Dimensions in mm Ⓔ Cotas en mm
Ⓘ Quote in mm Ⓝⓛ Afmetingen in mm Ⓓ Maße sind in mm angegeben

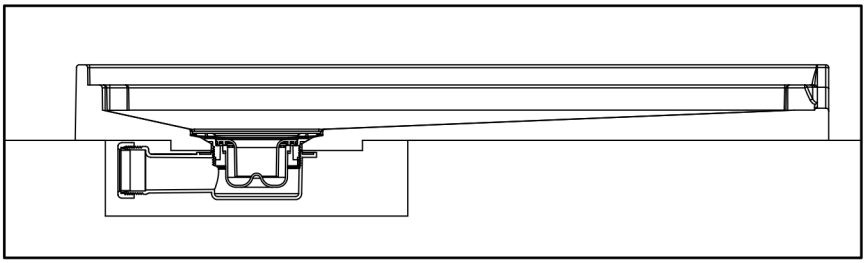

SERVICE APRÈS-VENTE
AFTER-SALES SERVICE

FRANCE	**SUISSE/SCHWEIZ**
+33 (0)2 40 21 29 45	+41 (0)32 631 04 74
UK	**ESPAÑA**
+44 (0)20 8842 0033	+34 93 544 60 76
IRELAND	**NEDERLAND**
+353 04697 33102	+31 475 487 100
DEUTSCHLAND	**BELGIQUE/BELGIË**
+49 (0) 6074 / 30928 0	+31 475 487 100
ITALIA	**РОССИЯ**
+39 (0382) 6181	+7 495 258-29-51
ÖSTEREICH	**PORTUGAL**
+43 1 710 60 70	+351 219 112 785