


Notre service technique est à votre écoute aux numéros qui sont au dos de cette notice d'installation



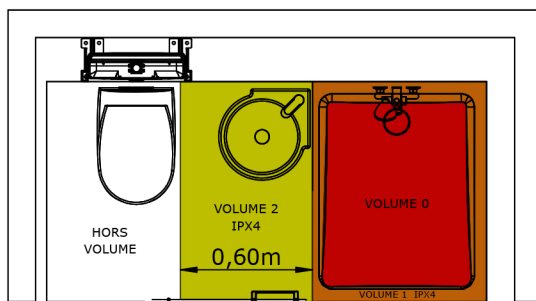
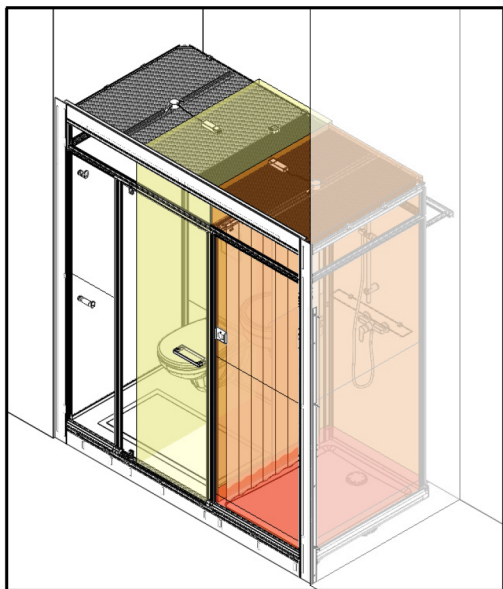


NE BRANCHER L'APPAREIL ÉLECTRIQUEMENT QU'APRÈS SON INSTALLATION COMPLÈTE



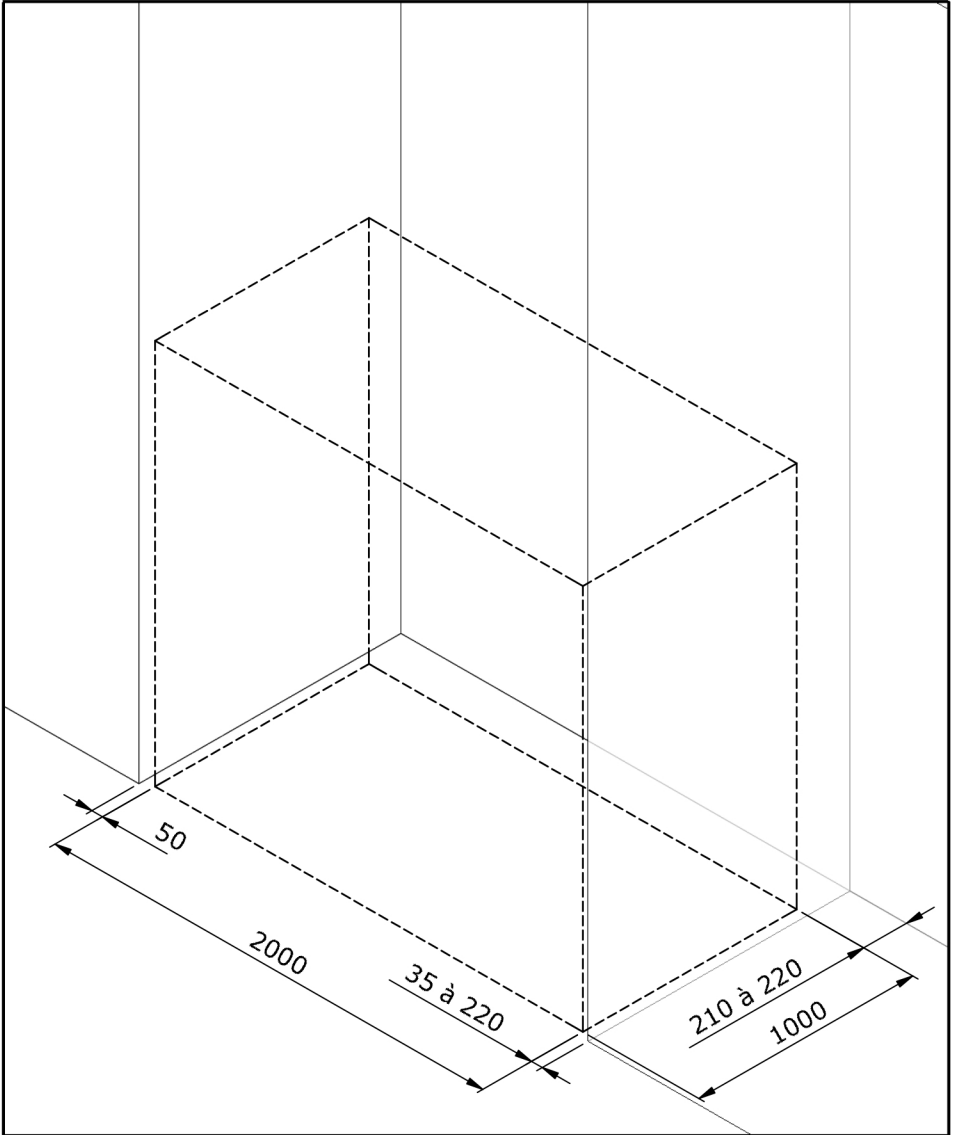
L'installation doit être réalisée par une personne qualifiée et l'installation doit se conformer aux normes en vigueur dans le pays d'utilisation (NF C15-100 pour la France)

- Si un câble est endommagé, il doit être remplacé par le fabricant ou son Service Après-Vente afin d'éviter un danger.
- Les appareils de Classe I doivent obligatoirement être raccordés à une prise 2 pôles + terre.
- Tous les circuits électriques de ce produit doivent être raccordés à un dispositif différentiel 30 mA.
- Avant toute intervention sur l'installation électrique, s'assurer que cette dernière n'est pas sous tension.
- Réaliser une liaison équipotentielle conformément à la norme en vigueur dans le pays :
 - tuyaux métalliques (NF C15-100 pour la France)
 - fixation murale si cette dernière se retrouve en contact avec les éléments métalliques de construction (tels qu'armatures du béton) (NF C15-100 pour la France)

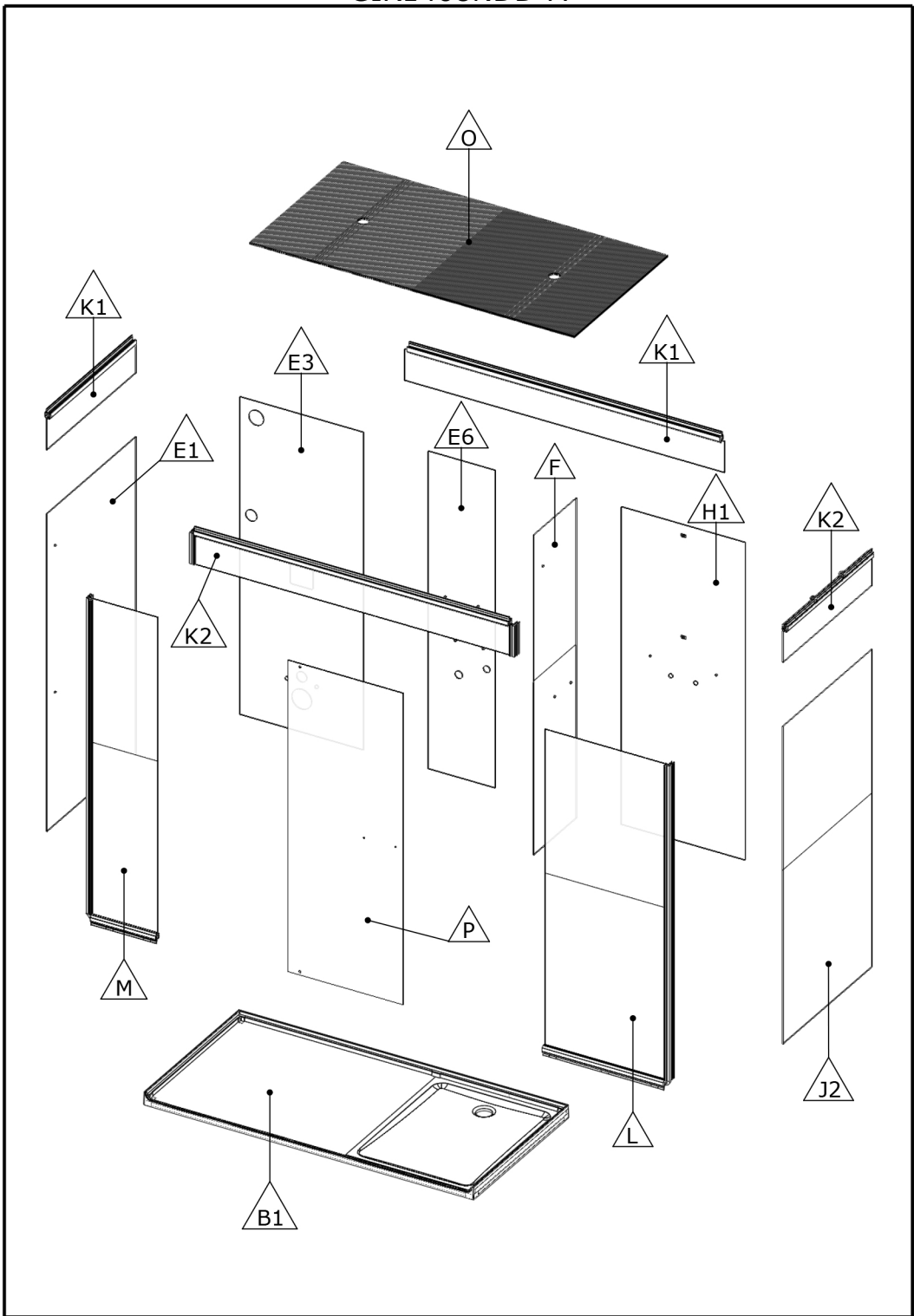


GIR1408NDD-A

- Position de la cabine ● Position of the shower cubicle
- Posición de la cabina de ducha ● Posizione della cabina doccia
- Positie van de douchecabine ● Position der Duschkabine



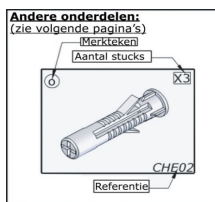
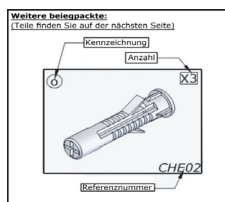
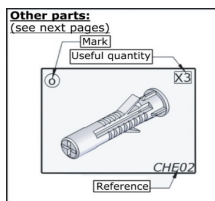
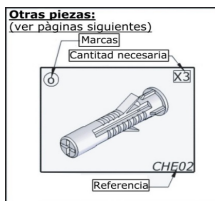
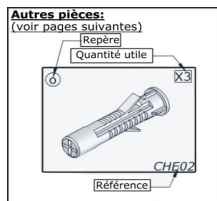
- Cotes en mm ● Dimensions in mm ● Cotas en mm
- Quote in mm ● Afmetingen in mm ● Maße sind in mm angegeben

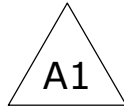


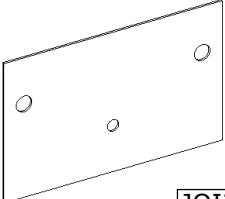
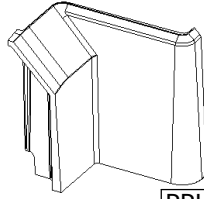
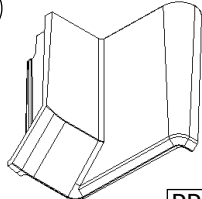
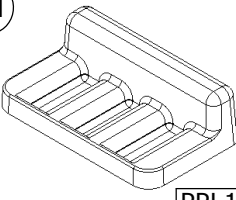
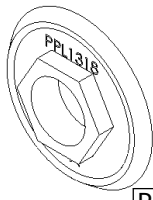
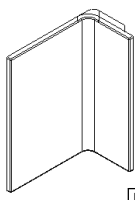
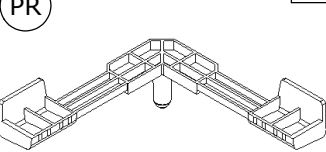
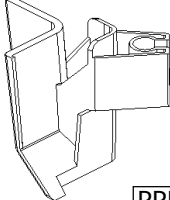
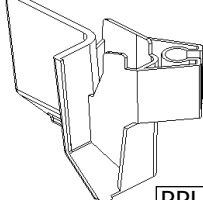
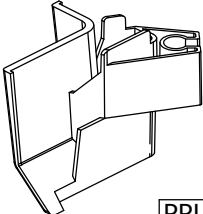
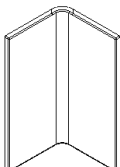
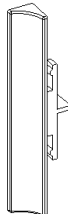
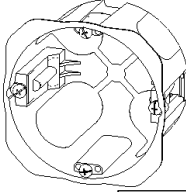
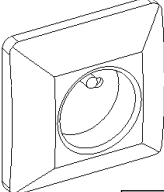
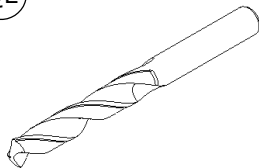
GIR1408NDD-A

- ④ CODE COLIS (Voir repères en page 4)
- ⑤ PACKAGE CODES (See marks on page 4)
- ⑥ REF. BULTOS (Ver pg. 4 para listado de bultos)
- ⑦ CODE SET (zie blz. 4)
- ⑧ Codering verpakking (zie omschrijving op pagina 4)
- ⑨ PAKETCODES (siehe Kennzeichnungen auf Seite 4)

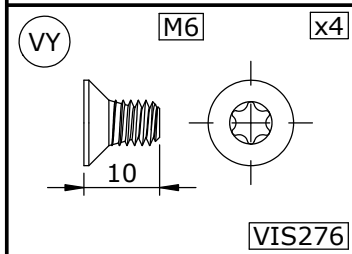
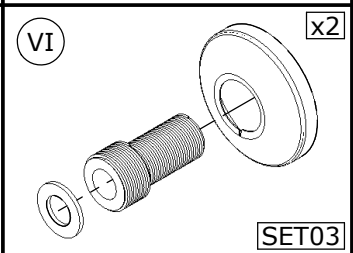
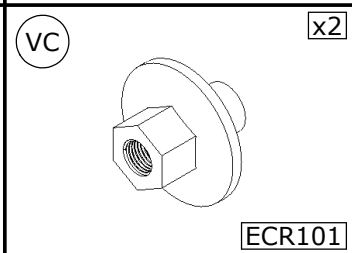
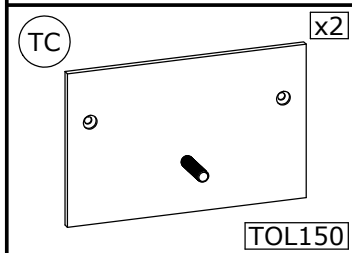
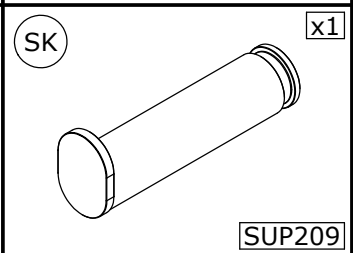
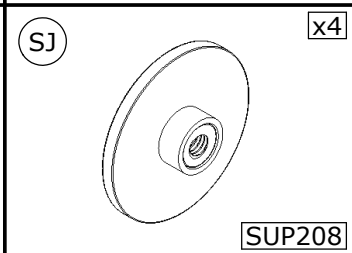
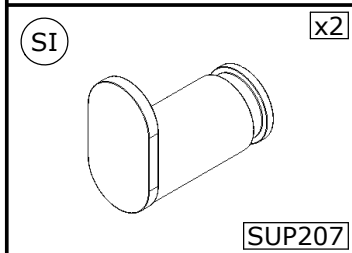
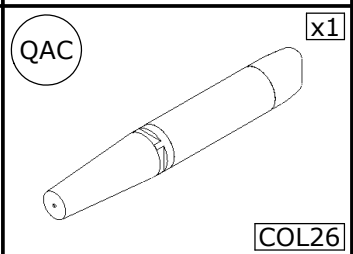
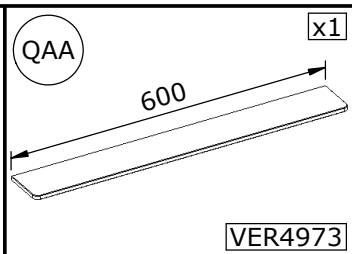
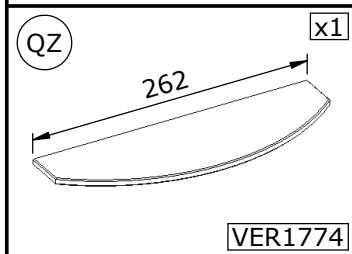
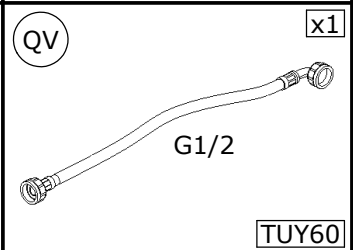
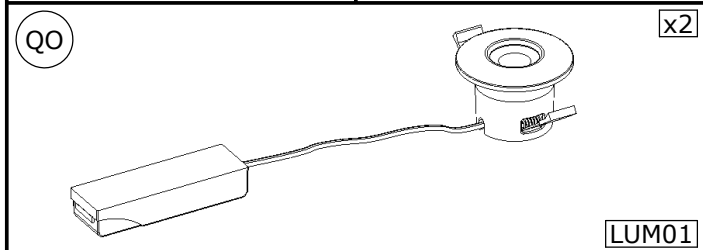
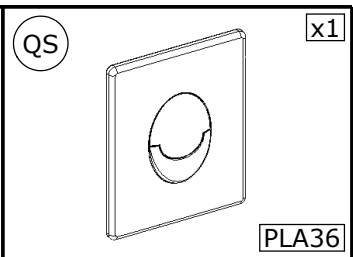
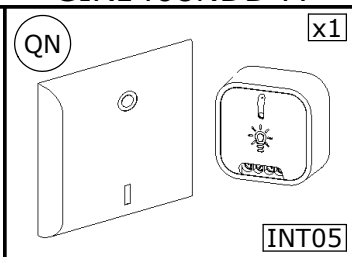
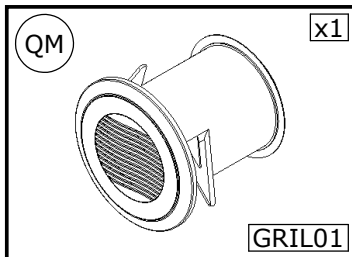
REP	VERSION		2000x1000	
B1	DOUCHE À GAUCHE		REC634	
	DOUCHE À DROITE		REC633	
E1	DOUCHE À GAUCHE		C14210	
	DOUCHE À DROITE		C14209	
E3	DOUCHE À GAUCHE		C14213	
	DOUCHE À DROITE		C14212	
E6	DOUCHE À GAUCHE		C14217	
	DOUCHE À DROITE		C14216	
F	DOUCHE À GAUCHE	FACTORY	C14221	
		STANDARD	C14220	
	DOUCHE À DROITE	FACTORY	C14219	
		STANDARD	C14218	
H1			C14521	
J2	ANGLE	FACTORY	C14226	
		STANDARD	C14225	
	NICHE		C14227	
K1	PETITE IMPOSTE	FACTORY	MAMOD50	
		STANDARD	MAMOD48	
	GRANDE IMPOSTE	FACTORY	C14231	
		STANDARD	C14229	
K2	PETITE IMPOSTE	ANGLE	FACTORY	MAMOD54
			STANDARD	MAMOD52
		NICHE	FACTORY	MAMOD58
			STANDARD	MAMOD56
	GRANDE IMPOSTE	DT	FACTORY	C14237
			STANDARD	C14233
		EB	FACTORY	C14239
			STANDARD	C14235
L	DOUCHE À GAUCHE	FACTORY	C14243	
		FACTORY BLANC	C14525	
		STANDARD	C14242	
		FACTORY	C14241	
	DOUCHE À DROITE	FACTORY BLANC	C14524	
		STANDARD	C14240	
		FACTORY	C14251	
		FACTORY BLANC	C14529	
M	DOUCHE À GAUCHE	STANDARD	C14250	
		FACTORY	C14249	
		FACTORY BLANC	C14528	
	DOUCHE À DROITE	STANDARD	C14248	
		FACTORY	C14262	
		STANDARD	C14260	
O	ANGLE	FACTORY	C14263	
		STANDARD	C14261	
	NICHE	FACTORY	C14255	
		STANDARD	C14253	
P	FACTORY		C14531	
	STANDARD			
	BICOLOR			

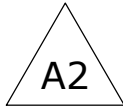


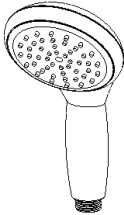
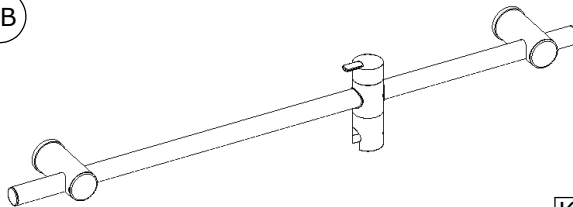
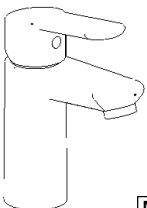
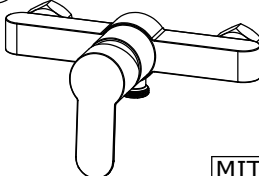
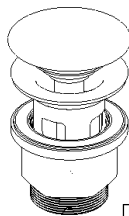
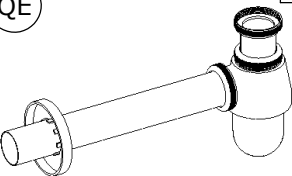
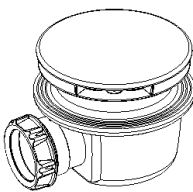
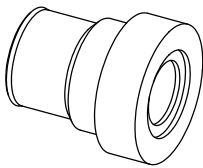
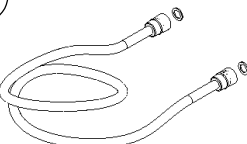
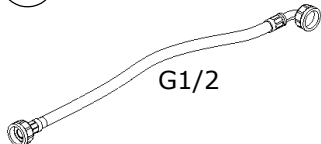
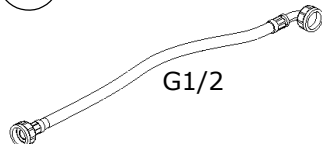
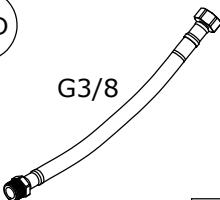


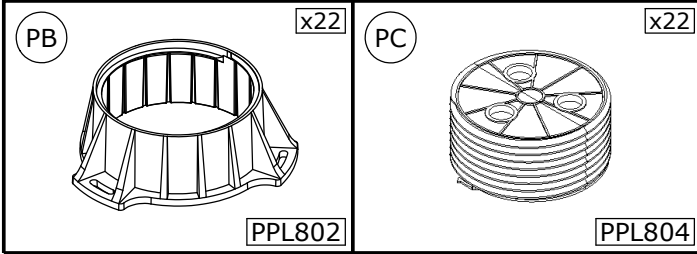
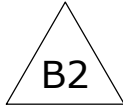
<p>(JC)  x2</p> <p>JOI335</p>	<p>(PE)  x1</p> <p>PPL1102</p>	<p>(PF)  x1</p> <p>PPL1103</p>
<p>(PM)  x1</p> <p>PPL1141</p>	<p>(PO)  x4</p> <p>PPL1318</p>	<p>(PQ)  x2</p> <p>PPL1417</p>
<p>(PR)  x4</p> <p>PPL1418</p>	<p>(PS)  x2</p> <p>PPL1419</p>	<p>(PT)  x1</p> <p>PPL1420</p>
<p>(PU)  x1</p> <p>PPL1421</p>	<p>(PV)  x2</p> <p>PPL1422</p>	<p>(PW)  x2</p> <p>PPL1424</p>
<p>(QC)  x1</p> <p>BOITIER08</p>	<p>(QJ)  x1</p> <p>FICHE102</p>	<p>(QL)  x1</p> <p>Ø3mm FORET01</p>

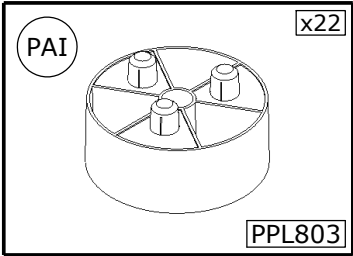
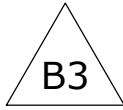
GIR1408NDD-A

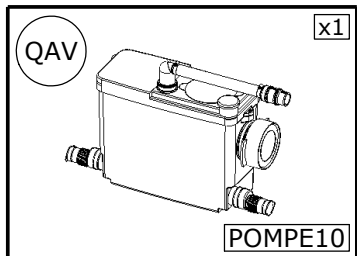


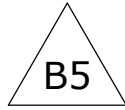


<p>KA</p>  <p>x1</p> <p>KIT173</p>	<p>KB</p>  <p>x1</p> <p>KIT178</p>	
<p>MA</p>  <p>x1</p> <p>MIT93</p>	<p>MB</p>  <p>x1</p> <p>MIT94</p>	<p>QD</p>  <p>x1</p> <p>BOND35</p>
<p>QE</p>  <p>x1</p> <p>BOND36</p>	<p>QF</p>  <p>x1</p> <p>BOND37</p>	<p>QH</p>  <p>x1</p> <p>MANCHON02</p>
<p>QK</p>  <p>x1</p> <p>FLEX05</p>	<p>QV</p>  <p>x1</p> <p>G1/2</p> <p>TUY60</p>	<p>QW</p>  <p>x1</p> <p>G1/2</p> <p>TUY61</p>
<p>QAD</p>  <p>x2</p> <p>G3/8</p> <p>TUY73</p>		

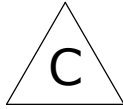




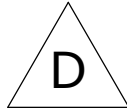


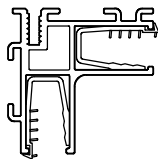
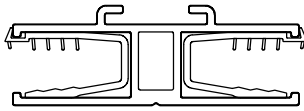

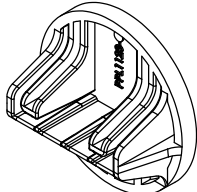
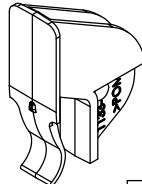
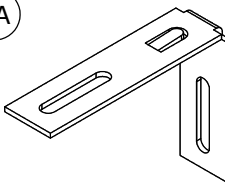
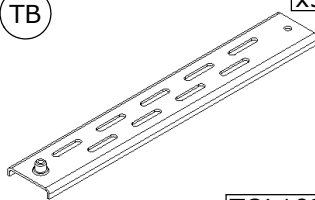
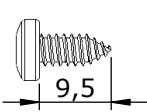
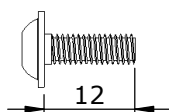


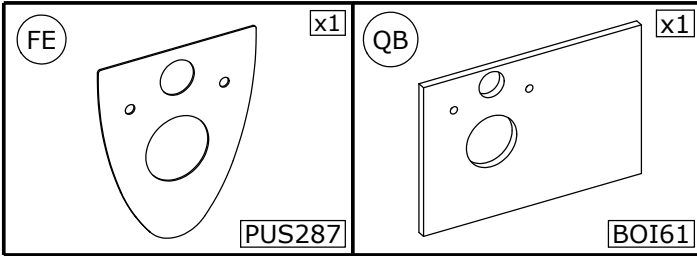
<p>QAN x1</p> <p>$\phi 32$</p> <p>$\phi 32$</p> <p>COU21</p>	<p>QAO x1</p> <p>$\phi 40$</p> <p>$\phi 40$</p> <p>COU22</p>	<p>QAP x1</p> <p>$\phi 40$</p> <p>$\phi 40$</p> <p>COU23</p>
<p>QAQ x1</p> <p>$\phi 100$</p> <p>MANCHON03</p>	<p>QAR x1</p> <p>$\phi 40$</p> <p>$\phi 32$</p> <p>RED10</p>	<p>QAS x1</p> <p>$\phi 32$</p> <p>Lg=1000mm</p> <p>TUB20</p>
<p>QAT x1</p> <p>$\phi 40$</p> <p>Lg=1000mm</p> <p>TUB21</p>	<p>QAU x1</p> <p>$\phi 100$</p> <p>Lg=1000mm</p> <p>TUB22</p>	

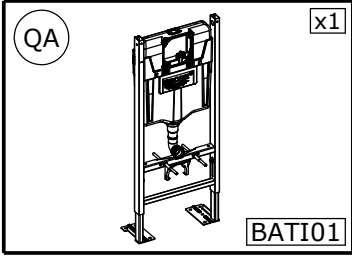


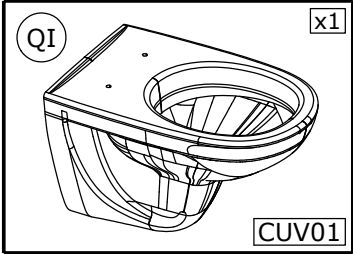
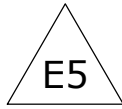
<p>(AJ) x1</p> <p>Lg=1000mm 6209</p>	<p>(AJ) x1</p> <p>Lg=2000mm 6209</p>	<p>(AK) x2</p> <p>Lg=1940mm 6210</p>
<p>(VA) x11</p> <p style="text-align: right;">CHE02</p>	<p>(VS) x11</p> <p style="text-align: center;">Ø4</p> <p style="text-align: center;">45</p> <p style="text-align: right;">VIS231</p>	
<p>(VG) x11</p> <p style="text-align: right;">RON34</p>		

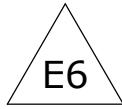


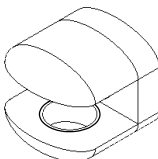




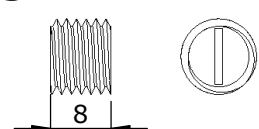
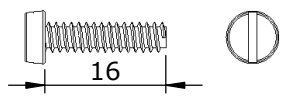
<p>(AC) x1</p>  <p>Lg=1926mm 6189</p>	<p>(AQ) x1</p>  <p>Lg=1907mm 6362</p>	<p>(JE) x10</p>  <p>Lg=2030mm PFL77</p>
<p>(PI) x1</p>  <p>PPL1128</p>	<p>(PL) x4</p>  <p>PPL1133</p>	<p>(TA) x4</p>  <p>TOL102</p>
<p>(TB) x3</p>  <p>TOL103</p>	<p>(VT) Ø4.2 x4</p>  <p>VIS238</p>	<p>(VU) M4 x4</p>  <p>VIS239</p>



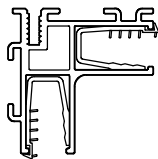
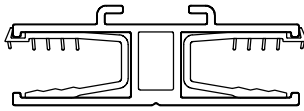

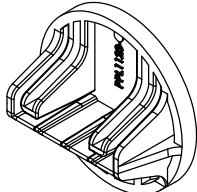
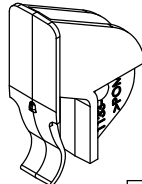
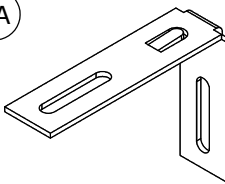
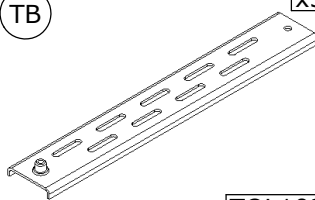
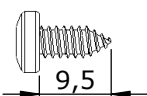
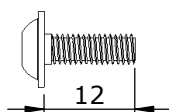


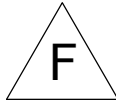



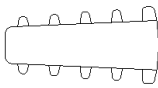
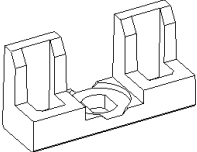
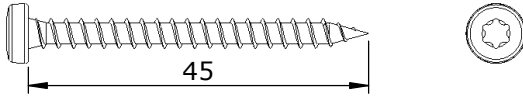


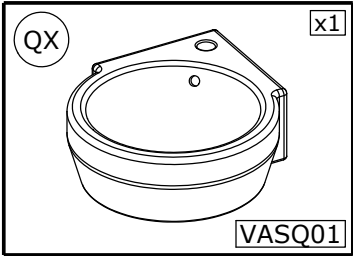
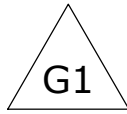
<p>SA x2</p>  <p style="text-align: right;">PIN07</p>	<p>VB x2</p> <p style="text-align: center;">M5</p>  <p style="text-align: right;">ECR09</p>	<p>VD x2</p> <p style="text-align: center;">Ø10</p>  <p style="text-align: right;">ENT12</p>
<p>VF x2</p> <p style="text-align: center;">M5</p>  <p style="text-align: right;">RON02</p>	<p>VH x2</p> <p style="text-align: center;">M5</p>  <p style="text-align: right;">RON51</p>	<p>VL x2</p> <p style="text-align: center;">M10</p>  <p style="text-align: right;">VIS07</p>
<p>VM x2</p> <p style="text-align: center;">M4</p>  <p style="text-align: right;">VIS53</p>		

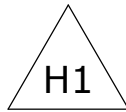


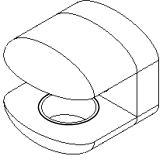



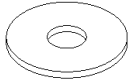
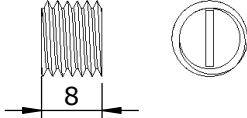
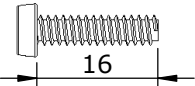
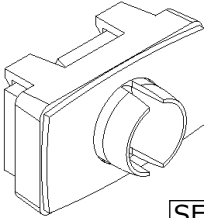
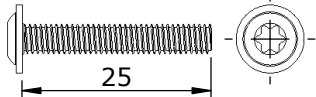
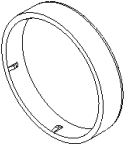
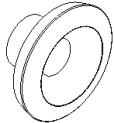
<p>(AC) x1</p>  <p>Lg=1926mm 6189</p>	<p>(AQ) x1</p>  <p>Lg=1907mm 6362</p>	<p>(JE) x10</p>  <p>Lg=2030mm PFL77</p>
<p>(PI) x1</p>  <p>PPL1128</p>	<p>(PL) x4</p>  <p>PPL1133</p>	<p>(TA) x4</p>  <p>TOL102</p>
<p>(TB) x3</p>  <p>TOL103</p>	<p>(VT) Ø4.2 x4</p>  <p>9,5 VIS238</p>	<p>(VU) M4 x4</p>  <p>12 VIS239</p>

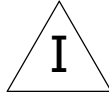


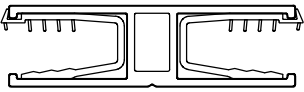
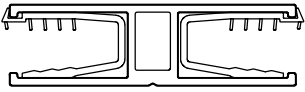
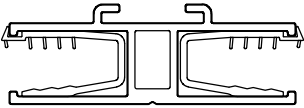
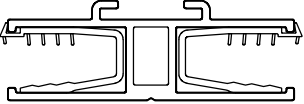
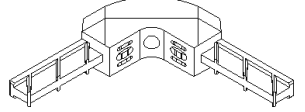
<p>AM x1</p>  <p>Lg=1921mm 6239</p>	<p>JB x1</p>  <p>Lg=1919mm J850</p>	<p>PN x3</p>  <p>PPL1196</p>
<p>VS Ø4 x3</p>  <p>45</p> <p style="text-align: right;">VIS231</p>		

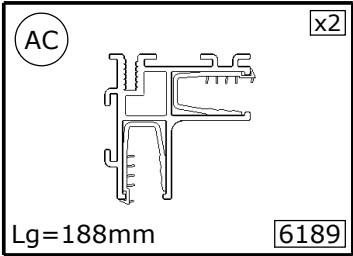
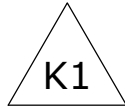


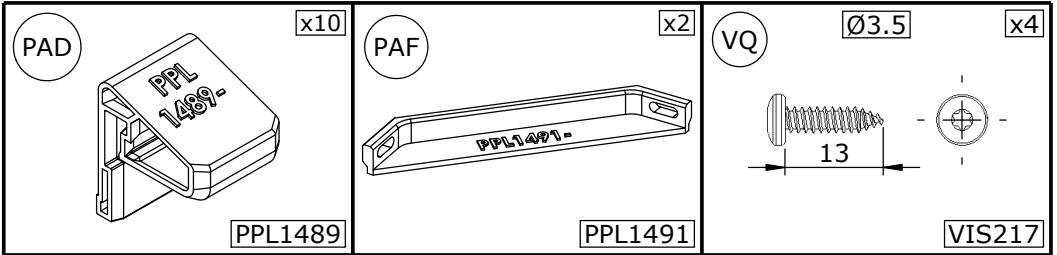
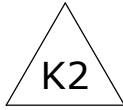


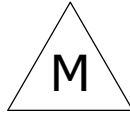
<p>SA x2</p>  <p style="text-align: right;">PIN07</p>	<p>VB x2</p> <p style="text-align: center;">M5</p>  <p style="text-align: right;">ECR09</p>	<p>VD x2</p> <p style="text-align: center;">Ø10</p>  <p style="text-align: right;">ENT12</p>
<p>VF x2</p> <p style="text-align: center;">M5</p>  <p style="text-align: right;">RON02</p>	<p>VH x2</p> <p style="text-align: center;">M5</p>  <p style="text-align: right;">RON51</p>	<p>VL x2</p> <p style="text-align: center;">M10</p>  <p style="text-align: right;">VIS07</p>
<p>VM x2</p> <p style="text-align: center;">M4</p>  <p style="text-align: right;">VIS53</p>	<p>VZ x8</p>  <p style="text-align: right;">SET202</p>	<p>VAA x8</p> <p style="text-align: center;">M4</p>  <p style="text-align: right;">VIS290</p>
<p>VAB x6</p>  <p style="text-align: right;">CAP07</p>	<p>VAC x6</p>  <p style="text-align: right;">ENT19</p>	



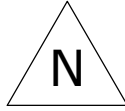
<p>AP x1</p>  <p>Lg=903mm 6361</p>	<p>AP x1</p>  <p>Lg=1908mm 6361</p>	<p>AQ x1</p>  <p>Lg=903mm 6362</p>
<p>AQ x1</p>  <p>Lg=1900mm 6362</p>	<p>PP x4</p>  <p style="text-align: right;">PPL1416</p>	



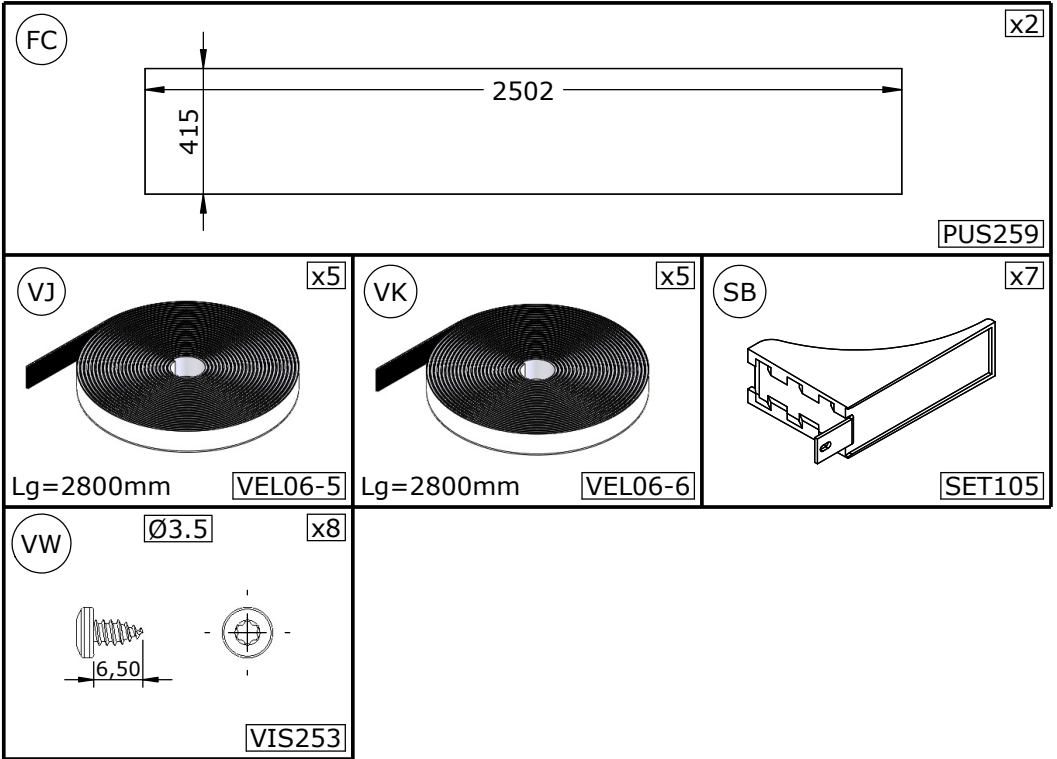
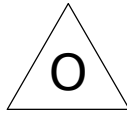


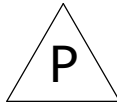


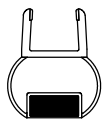


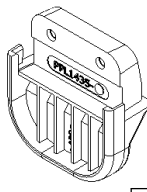
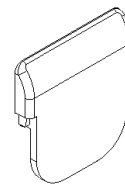
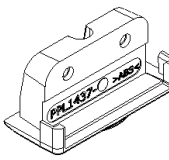
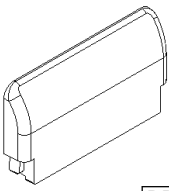
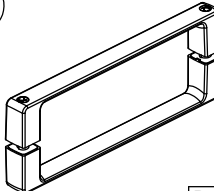
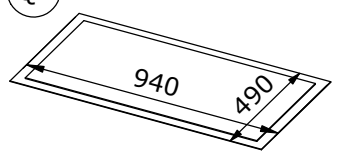
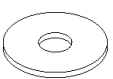
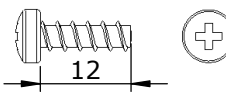
<p>(AD) x1</p> <p>Lg=765mm 6194</p>	<p>(AI) x2</p> <p>Lg=300mm 6206</p>	<p>(PD) x4</p> <p style="text-align: right;">PPL1099</p>
<p>(PG) x1</p> <p style="text-align: right;">PPL1126</p>	<p>(PH) x1</p> <p style="text-align: right;">PPL1127</p>	<p>(SE) x1</p> <p style="text-align: right;">SET185</p>
<p>(SH) x1</p> <p style="text-align: right;">SUP203</p>	<p>(VO) x1</p> <p style="text-align: center;">Ø3.5</p> <p style="text-align: center;">32</p> <p style="text-align: right;">VIS214</p>	<p>(VQ) x2</p> <p style="text-align: center;">Ø3.5</p> <p style="text-align: center;">13</p> <p style="text-align: right;">VIS217</p>
<p>(VW) x4</p> <p style="text-align: center;">Ø3.5</p> <p style="text-align: center;">6,50</p> <p style="text-align: right;">VIS253</p>		

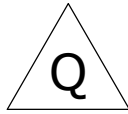



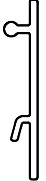

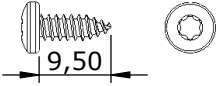
<p>AL x1</p> <p>Lg=937mm 6233</p>	<p>AP x1</p> <p>Lg=1891mm 6361</p>	<p>AP x1</p> <p>Lg=1891mm 6361</p>
<p>AS x1</p> <p>Lg=1937mm 6364</p>	<p>PA x3</p> <p>CAP04</p>	<p>PX x1</p> <p>PPL1425</p>
<p>PY x1</p> <p>PPL1426</p>	<p>VP Ø3.5 x2</p> <p style="text-align: center;">19</p> <p>VIS215</p>	<p>VQ Ø3.5 x4</p> <p style="text-align: center;">13</p> <p>VIS217</p>
<p>VX Ø3.5 x1</p> <p style="text-align: center;">32</p> <p>VIS255</p>		

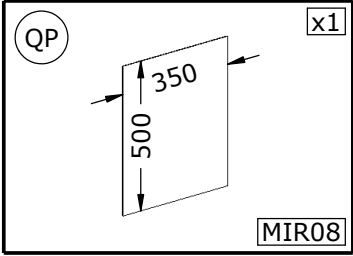
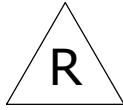


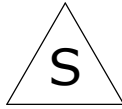


<p>(JA) x1</p>  <p>Lg=1884mm AI185</p>	<p>(JF) x1</p>  <p>Lg=2000mm PFL87</p>	<p>(JH) x1</p>  <p>Lg=1877mm J828</p>
<p>(PZ) x1</p>  <p>PPL1435</p>	<p>(PAA) x1</p>  <p>PPL1436</p>	<p>(PAB) x1</p>  <p>PPL1437</p>
<p>(PAC) x1</p>  <p>PPL1438</p>	<p>(QR) x1</p>  <p>PGN49</p>	<p>(QT) x1</p>  <p>TAPIS02</p>
<p>(VE) M4 x4</p>  <p>RON01</p>	<p>(VN) Ø4 x4</p>  <p>VIS124</p>	

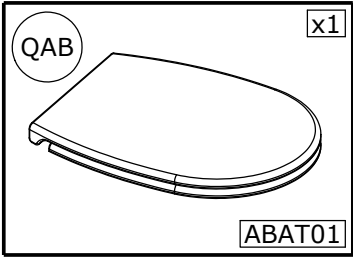
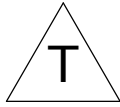


<p>(AB)  x1</p> <p>Lg=1975mm 5526</p>	<p>(AE)  x1</p> <p>Lg=1920mm 6195</p>	<p>(AF)  x2</p> <p>Lg=2500mm 6197</p>
<p>(VT)  x10</p> <p>$\varnothing 3.5$ 9,50 VIS237</p>		



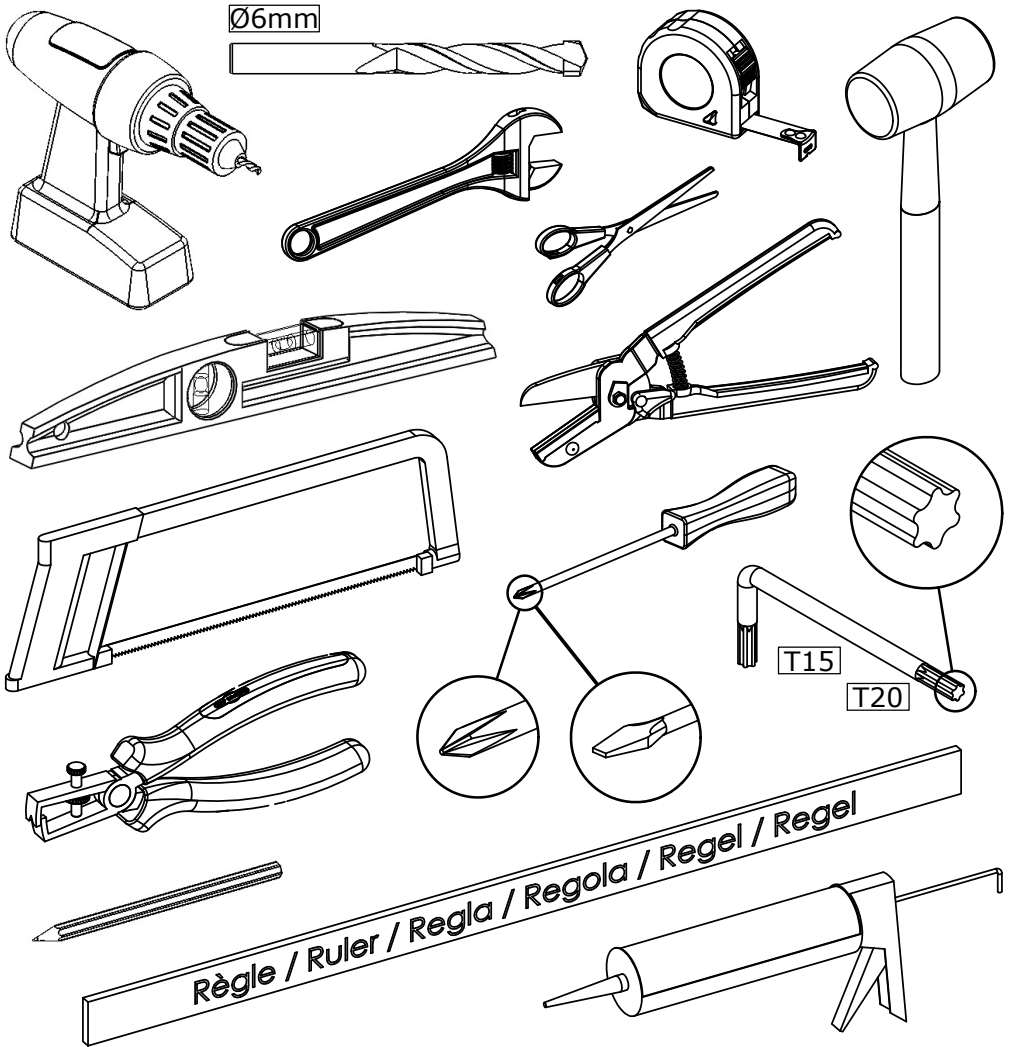


<p>AA x1</p> <p>Lg=875mm</p> <p style="text-align: right;">4164</p>	<p>PJ x2</p> <p style="text-align: right;">PPL1129</p>	<p>PK x2</p> <p style="text-align: right;">PPL1130</p>
<p>SC x1</p> <p style="text-align: right;">SET116</p>	<p>VR x4</p> <p style="text-align: center;">Ø3.9</p> <p style="text-align: center;">16</p> <p style="text-align: right;">VIS224</p>	<p>VV x2</p> <p style="text-align: center;">M4</p> <p style="text-align: center;">12</p> <p style="text-align: right;">VIS239</p>



GIR1408NDD-A

●Outils nécessaires ●Tools required ●Equipamiento necesario
 ●Attrezzatura necessaria ●Benodigde gereedschap ●Werkzeuge erforderlich

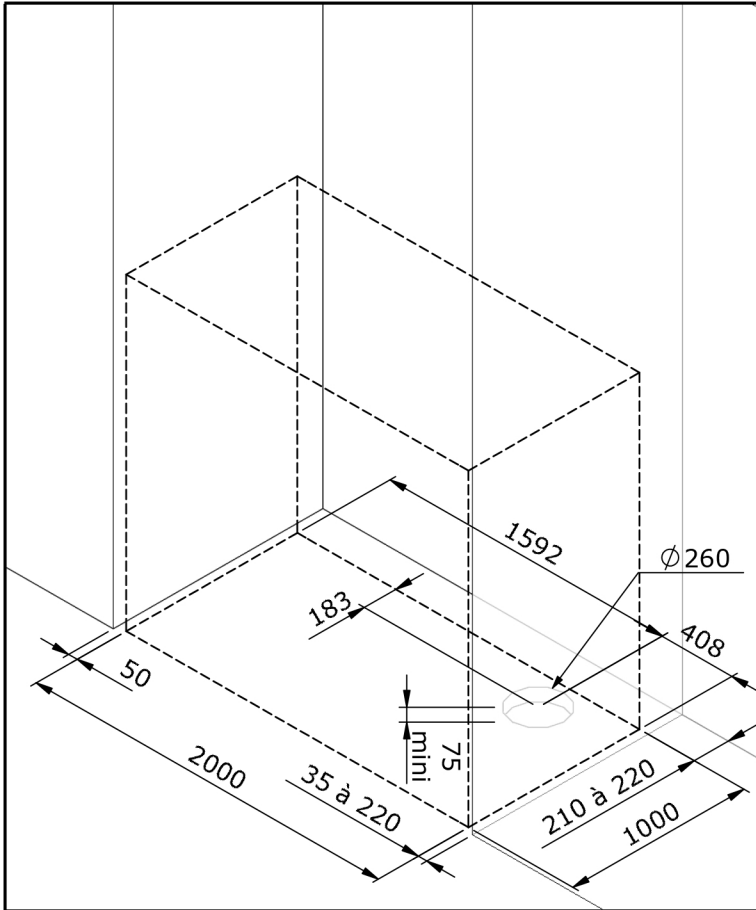


- Utiliser un silicone adapté au matériau de chaque support (faïence, acrylique, etc.)
- Use a silicone sealant that is intended for the surrounding materials (ceramic, acrylic, etc.)
- Usar una silicona adecuada para cada tipo de material (loza, acrílico, etc.)
- Utilizzare un silicone adatto a qualsiasi materiale (ceramica, acrilico, ecc.)
- Gebruik siliconenkit die geschikt is voor iedere ondergrond (tegelwerk, acryl, etc.)
- Für das jeweilige Trägermaterial (Stein, Acryl usw.) geeignetes Silikon verwenden.




GIR1408NDD-A

- Zone de décaissement pour un montage de receveur sans pieds
- Ⓞ Area required for the installation of the tray without feet
- Zona rebajada para la instalación del plato sin pies
- Zone necessarie per un montaggio del piatto senza piedi
- Afloopgebied voor de montage van een douchebak zonder poten
- Freier Raum für Montage der Duschwanne ohne FüÙe



- Cotes en mm Ⓞ Dimensions in mm ● Cotas en mm
- Quote in mm ● Afmetingen in mm ● Maße sind in mm angegeben





SERVICE APRÈS-VENTE AFTER-SALES SERVICE

FRANCE

+33 (0)2 40 21 29 45

UK

+44 (0)20 8842 0033

IRELAND

+353 04697 33102

DEUTSCHLAND

+49 (0) 6074 / 30928 0

ITALIA

+39 02 30559420

ÖSTEREICH

+43 1 710 60 70

SUISSE/SCHWEIZ

+41 (0)32 631 04 74

ESPAÑA

+34 93 544 60 76

NEDERLAND

+31 475 487 100

BELGIQUE/BELGIË

+31 475 487 100

РОССИЯ

+7 495 258-29-51

PORTUGAL

+351 219 112 785